



MINISTRY OF WATER,
SANITATION AND IRRIGATION



WaterFund

Financing the Water Sector

WATER SECTOR TRUST FUND

Annual Rural Harmonized Report

— FY 2019/2020 —

Enhancing access to water and sanitation to the underserved in Kenya



Annual Rural Harmonized Report FY 2019/2020

Supporting Partners



MINISTRY OF WATER,
SANITATION AND IRRIGATION



Ministry for Foreign
Affairs of Finland



Investing in rural people



**MINISTRY OF FOREIGN AFFAIRS
OF DENMARK**
Danida

Executive Background

The FY 2019/2020 presented the WaterFund with an opportunity to demonstrate its agility and dynamism in its response to the challenges presented by the advent of Norvel Corona Virus, (COVID 19). The global spread of the virus has overwhelmed economic systems, and caused widespread social and economic disruption. The challenges presented by this pandemic further exacerbated the Water Fund's already high risk and investment environments that is the rural, marginalised and underdeveloped areas of Kenya.

Whereas significant progress was achieved in enhancing access to water and sanitation services, with the Fund reaching more than 20,000 people with improved access to these critical resources and services during the year under review, it is our belief that this achievement would have been better in the absence of the COVID disruption. The Fund has embarked on the development of a COVID 19 response and mitigation strategy that will seek to realign its systems, procedures, investment processes to ensure maximum efficiency in the face of COVID response. The proposed measures are consistent with the Funds strategy on making the water and sanitation investments more resilient, and having systems in place to respond to disasters.

It is noteworthy that the Fund realised remarked improvement in most of its core indicators as well as on the overall performance. Whereas major investments were made during the year under review, the outcomes are expected to be realised in the coming years as most of the works were in progress as at the time of preparation of this report.

This annual rural harmonised report showcases the progress we have made in the financial year 2019/2020 towards realizing the programme objectives, evidencing the success of our integrated investment models in accelerating access to water and sanitation services. It demonstrates the impact we are realising as we work to transform the livelihoods and lives of communities in the marginalised and underserved areas of Kenya.

The achievements presented in this report are as a result of mutually beneficial cooperation and partnerships by various stakeholders. Together, we will continue to make our ambitions a reality, in line with the Water Fund's Strategic Plan 2017- 2022, which looks at how to scale, accelerate and transform the lives of Kenyans through improved access to water and sanitation.

In spite of the challenges presented by COVID 19, we are confident that we have the right partnerships, resources, commitment and capabilities to meet the challenges ahead; to push the national agenda presented in the national Water Master Plan and the Vision 2030 Medium Term Plan and global commitments including the Sustainable Development Goals (SDGs). We count on the sustainable partnerships to realise these ambitions.



Ismail F. M Shaiye
Chief Executive Officer

Table of Contents

Executive Background	I
The WaterFund - An introduction	III
Preface	IV
List of Figures	VI
List of Tables	VII
Abbreviations and Acronyms	VIII
Chapter 1: Overall Performance Highlights	1
Annual Financial Performance	2
Efficiency in Resource Use.....	4
Chapter 2: Strategic Highlights	7
Corporate Strategy.....	7
Performance Contract.....	8
Research and Innovation Financing Framework and Policy	8
County Engagement Strategy	9
Utility mapping	9
ISO 9001:2015 Certification	9
Resource Mobilisation and Partnerships	9
Chapter 3: Investment Programmes Progress	13
Upper Tana Natural Resource Management Programme	13
Upper Tana Natural Resource Management Programme.....	18
Support to Equitable Access to Quality Water, Basic Sanitation and Enhanced Water Resources in Rural Kenya	19
Ending Drought Emergencies: Climate Proofed Infrastructure for Improved Water Supply and Sanitation in ASAL areas (EDE-CPIRA).....	33
Green Growth and Employment Programme.....	40
Water and Livelihood Programme	50
MTAP II EU SHARE Programme.....	59
Chapter 4: WSTF Audit and Risk Management	63
Introduction.....	63
Risk Management.....	63
Internal Audit.....	63
External Audits.....	64
Chapter 5: Capacity Development, Monitoring, Evaluation	67
Introduction.....	67
Monitoring and Evaluation approaches	67
Flagging of projects.....	70
County Capacity development support	74
Joint Annual Operations Monitoring of WSTF investments 2019	76
Universal Result Based Monitoring and Evaluation Framework.....	87

WaterFund - An introduction

The Water Sector Trust Fund (WaterFund), is a State Corporation under the Ministry of Water, Sanitation and Irrigation established under the Water Act 2016 with the mandated to provide conditional and unconditional grants to the Counties and to assist in financing the development and management of water services in the rural and urban marginalized and underserved areas.

The mandate areas as stipulated in the Water Act 2016 are detailed below:

- Community level initiatives for the sustainable management of water resources;
- Development of water services in rural areas considered not to be commercially viable for provision of water services by licensees;
- Development of water services in the under-served poor urban areas;
- Research activities in the area of water resources management and water services, sewerage and sanitation.

The mandate highlighted above is achieved through the following investment programmes:



The Fund is implementing a Strategic Plan 2018- 2022 which focuses on the following key result areas to realize its mandate:



Preface

This report is an introspective reflection on the WSTF journey of accelerating access to water and sanitation services to the underserved in Kenya. It analyses the performance of the Water Resources and Rural Investments Programme for the period 1st July 2019 to 30th June 2020.

Key milestones achieved during the year are highlighted in the investment programme section. Critically though, key challenges, lessons and opportunities for learning have been identified and documented and are anticipated to inform future programmes to ensure that the corporate objectives spelled out in the Strategic Plan (2018- 2022) as well as wider sectoral commitments are all achieved.

The report has been compiled from the various programmes and project reports received from County Resident Monitors (CRMs), County Resident Engineers (REs), implementing partners (IPs), project field visits, monitoring visits, consultant reports and peer evaluations, as well as from WSTF's own financial, monitoring and audit reports accumulated during the FY 2019/2020 period. The report is organized into the following chapters:

Executive Background: Being that the Fund concluded 16 years since inception, this section details our journey as well as a focus on its future ambitions.

The Fund: This is a brief highlight on the Fund's establishing instruments, mandate areas as well as the key result areas.

Preface: gives a brief prelude on the sources of funds as well as the structure of the report.

Chapter 1: Provides a highlight on key achievements of the Rural and Water Resources Investment Programmes during the reporting period. Key strategic highlights and achievements on resource mobilization and partnerships are also highlighted.

Chapter 2: This section highlights the key institutional milestones and strategic actions undertaken during the FY 2019/ 2020. These include reforms in line with the Water Act 2016, resource mobilisation highlights, corporate strategy and development of strategic documents.

Chapter 3: This section details the investment programme progress. It assesses the performance level against the project / programme work plan targets, highlighting areas that are behind schedule and explaining the reasons for variations from initial planning. Key challenges, mitigation measures and lessons learnt are also enumerated for each of the programme.

Chapter 4: WSTF audit and risk management. The chapter presents the WSTF internal control and risk management measures, the internal and external audits undertaken during the reporting period while analysing the questioned costs for previous audits and the trends of the same.

Chapter 5: Capacity Development, Monitoring and Evaluation. The chapter enumerates the main approaches used in monitoring and evaluation of the Funds programmes and projects; gives a highlight on the key achievements in support of the institutional monitoring function; summarises the key results by the investments including the output, outcome and impacts realized. It also analyses the results of the annual operations monitoring and the assessment of sustainability of investments for the FY 2019/2020.

List of Figures

Figure 1: Key Achievements during the year	1
Figure 2: Water and Livelihood activities; Turkana County	1
Figure 3: Overall WSTF Financial Performance FY 2019/ 2020	2
Figure 4 : Overall Funds Absorption in the rural investments programmes	3
Figure 5 : Overall Funds Absorption; specific rural investments programmes.....	3
Figure 6: Waterfund strategic objectives	7
Figure 7: Funding trends in the fund	10
Figure 8: Annual Funds Accountability Statement- UTaNRMP	14
Figure 9: J6P Annual Funds accountability statement	22
Figure 10: EU CPIRA Annual Funds accountability statement	35
Figure 11: Funds Accountability Statement- GGEP	43
Figure 12: Funds Accountability Statement- WLP.....	52
Figure 13 Summary Fund Accountability for the EU-SHARE Programme	61
Figure 14: Questioned cost trend as from 2011 - 2020.....	65
Figure 15: Operational Status- All Investments	76
Figure 16: Operational Status per investment programme	77
Figure 17: Operational Status per investment category	77
Figure 18: County sustainability index for counties with a sample size of above 10 investments.....	78
Figure 19: Sustainability Index for urban investments and Results Based Financing. ..	79
Figure 20: Sustainability Index for rural investments.	79
Figure 21: Sustainability Index for Water Resources Investments.....	80
Figure 22: The Sustainability Index (SI) and its four indicators for RIP Water Supply, RIP Sanitation, WRI, UIP Water Supply and UIP Sanitation.	80
Figure 23: Programme specific Sustainability Index scoring.	81
Figure 24: Sustainability Index for the CPC vs. overall results.	81
Figure 25: Sustainability Index for the DERP vs. overall results.	82
Figure 26: Sustainability Index for the IFAD vs. overall results.	83
Figure 27: Sustainability Index for the J6P vs. overall results.	84
Figure 28: Sustainability Index for the KWSP vs. overall results.....	84
Figure 29: Sustainability Index for the MTAP I vs. overall results.....	85
Figure 30: Sustainability Index for the MTAP II vs. overall results.....	85
Figure 31: Sustainability Index for the OBA vs. overall results.	86
Figure 32: Sustainability Index for the UBSUP vs. overall results.....	86
Figure 33: Sustainability Index for the UPC vs. overall results.....	87

List of Tables

Table 1: WaterFund 2018-2022 strategy implementation status.....	7
Table 2: Projects funded under the rural investments programmes	8
Table 3: Funding Sources under the rural investments programmes	9
Table 4 Status of resource mobilization initiatives for FY 2019-2020.....	10
Table 5: UTaNRMP key statistics and cumulative achievements	13
Table 6: Key Achievements in 2019/2020 UNDER UTaNRMP	14
Table 7: UTaNRMP Risk Management and Mitigation	17
Table 8: J6P key statistics and cumulative achievements	20
Table 9 : Cumulative J6P programme expenditure.....	23
Table 10: Annual J6P programme achievements	23
Table 11: J6P Programme risks and mitigation measures.....	32
Table 12: Implementation challenges of J6P programme	32
Table 13: EDE CPIRA Key Statistics and Cumulative Achievements	34
Table 14: EDE CPIRA 2019/20 achievements	36
Table 15: EDE CPIRA County contributions	38
Table 16: EU-CPIRA Programme risks and mitigation measures	39
Table 17: GGEP key statistics and cumulative achievements.....	41
Table 18: GGEP Programme Annual Achievements	44
Table 19 : GGEP Programme risks and mitigation measures	48
Table 20 : Implementation challenges of GGEP programme	48
Table 21: WLP key statistics and cumulative achievements.....	50
Table 22: WLP 2019/20 Annual Achievements	52
Table 23 : WLP risks and mitigation measures	56
Table 24 WLP Implementation challenges	57
Table 25: MTAP II EU SHARE key statistics and cumulative achievements	59
Table 26 : Questioned costs for 2018/19 per project and County	64
Table 27 : Questioned costs trend as from 2011 to 30 th June, 2020	65
Table 28: Summary of projects monitored against targets in 2019/20 FY.....	69
Table 29: Summary of projects' monitoring issues and their mitigation measures	70
Table 30: Summary of Rural Flagged Projects as at 30 th June, 2020	71
Table 31: Break-down of monitored investments for IFAD and their operational status	83
Table 32: Overall rating of the key result areas – FY 2019/20.....	88

Abbreviations and Acronyms

ASALs	:	Arid and Semi-arid Lands
BOT	:	Board of Trustees
CBOs	:	Community Based Organizations
CLTS	:	Community Led Total Sanitation
CRM	:	County Resident Monitor
CFA	:	Community Forest Associations
DANIDA	:	Danish International Development Agency
DED	:	Development Engagement Document
DERP	:	Drought Emergency Response Programme
DI	:	Development Index
DP	:	Development Partner
DTF	:	Decentralised Treatment Facility
EACC	:	Ethics and Anticorruption Commission
EU	:	European Union
FAS	:	Fund Accountability Statement
FY	:	Financial Year
GAWASCO	:	Garissa Water and Sanitation Company
GESI	:	Gender Equity and Social Inclusion
GGEP	:	Green Growth and Employment Programme
GIS	:	Geographic Information System
GOF	:	Government of Finland
GOS	:	Government of Sweden
GOK	:	Government of Kenya
HQ	:	Headquarters
IFAD	:	International Fund for Agricultural Development
JAOME	:	Joint Annual Operations Monitoring
J6P	:	Joint 6 Programme
KEWI	:	Kenya Water Institute
KFS	:	Kenya Forest Service
Ksh/ KES	:	Kenya Shillings
KWSP	:	Kenya Water and Sanitation Program
LAWASCO	:	Lamu Water and Sanitation Company
LOKADO	:	Lotus Kenya Action for Development Organization
M&E	:	Monitoring and Evaluation
MOU	:	Memorandum of Understanding
MTAP	:	Medium Term ASAL Programme
MWS	:	Ministry of Water and Sanitation
NCG	:	Nordic Consulting Group
NRC	:	Norwegian Refugee Council
NRMP	:	Natural Resource Management Programme
OAG	:	Office of Auditor General
OBA	:	Output Based Aid

ODF	:	Open Defaecation Free
PC	:	Performance Contracting
PFMP	:	Participatory Forest Management Plans
PMIS	:	Project Management Information System
PMR	:	Programme Management Review
PPOA	:	Public Procurement Oversight Authority
PSF	:	Public Sanitation Facility
RMF	:	Risk Management Framework
RWH	:	Rain Water Harvesting
SA	:	Service Agent
SCMP	:	Sub Catchment Management Plan
SHARE	:	Supporting the Horn of Africa Resilience Programme
SI	:	Sustainability Index
TAWASCO	:	Tana Water and Sanitation Company
TBD	:	To be Determined
UBSUP	:	Upscaling Basic Sanitation for the Urban Poor
UNHCR	:	United Nations High Commission for Refugees
UNICEF	:	United Nations Children's Fund
UTaNRMP	:	Upper Tana Natural Resource Management Programme
VIP	:	Ventilation Improved Pit Latrine
WASH	:	Water and Sanitation for Hygiene
WASREB	:	Water Services Regulatory Board
WLP	:	Water and Livelihood Programme
WSP	:	Water Services Provider
WSTF	:	Water Sector Trust Fund
WDC	:	Water Resources Users Association Development Cycle
WRA	:	Water Resources Authority
WRUAs	:	Water Resources Users' Associations
WU	:	Water Utility

Chapter 1: Overall Performance Highlights

The info graph below presents a summary of the key achievements during the year under review:

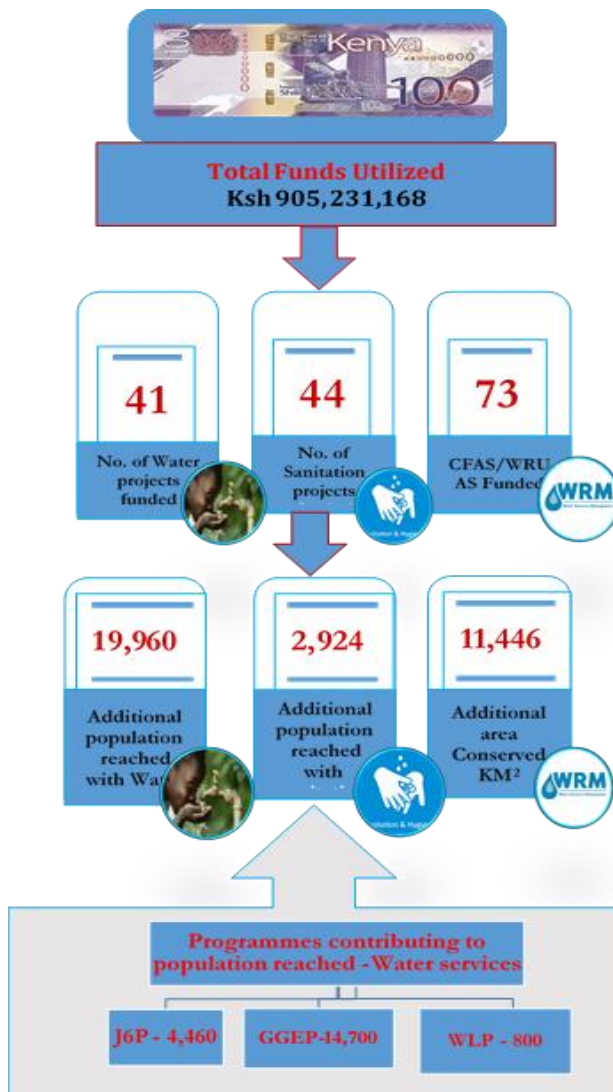


Figure 1: Key Achievements during the year



Wind powered borehole being upgraded to augment Kakuma town water supply



Shade nets (30mx8m) installed at Lokichoggio for horticultural farming

Figure 2: Water and Livelihood activities; Turkana County

To address and mitigate against climate change risks in projects, the Fund has adopted climate proofing approaches in the overall project cycle. Adoption of renewable energy options has proven to be a feasible investment option addressing sustainability concerns in water projects.

Annual Financial Performance

During the year under review, the Rural and Water Resources Investment Programmes received a total of **Ksh 1,651,337,688** from the Government of Kenya, DANIDA, European Union (EU), Government of Finland, Government of Sweden, and International Fund for Agricultural Development (IFAD) including interest accruals. The Fund had balances brought forward of **Ksh 451,604,540** and hence a total of **Ksh 2,102,942,228** was available for utilization. The Fund expended **Ksh 905,356,333** (inclusive of bank charges) in the Rural Investment Programme effectively absorbing **43.1%** of the available funds. Figure 3 shows an overview of the Funds flow to the Rural Investments Programme in 2019/20 FY.



2019/20 Annual Financial Accountability Statement- All programmes			
Percentage of Funds Available Spent		Summary	
		TOTAL AVAILABLE FUNDS KES 2,102,942,228.84 TOTAL ANNUAL EXPENDITURE KES 905,356,333.89 FUNDS BALANCE KES 1,197,585,894.95	
Income	AMOUNT	Expenditure	ANNUAL EXPENDITURE
ITEM		ITEM	
Total opening balance	KES 451,604,540.26	GGEP	KES 266,476,967.75
GGEP	KES 509,150,000.00	IFAD	KES 80,417,727.85
IFAD	KES 124,520,478.00	J6P	KES 373,663,741.09
J6P	KES 397,266,404.20	EU - CPIRA	KES 85,888,758.30
EU - CPIRA	KES 361,486,399.90	WLP	KES 71,717,140.55
WLP	KES 220,459,646.70	EU SHARE	KES 27,066,833.35
EU SHARE	KES -	Bank Charges	KES 125,165.00
Total Interest	KES 38,454,759.78	TOTAL	KES 905,356,333.89
TOTAL AVAILABLE FUNDS	KES 2,102,942,228.84		
CLOSING BALANCE	KES 1,197,585,894.95		

Figure 3: Overall WSTF Financial Performance FY 2019/ 2020

The financial performance analysis portrays a performance of almost average on the basis of proportion of funds absorbed in relation to total fund available for utilization which is combination of funds carried forward from FY 2018/2019 plus total funds disbursed to the rural programmes from all Development partners. However, in absolute terms, fund utilization based on accruals doubled from a total of Ksh 369.3 million to Ksh 876.1 in FY 2019/20.

In addition, it should be noted that there is significant reduction in the amount of Funds being carried forward from the previous year (Ksh 451.6 M in 2019/20 as compared to Ksh 532.3 M in 2018/19) while disbursements from DPs went up to 1.6 B in 2019/20 compared to only 321.7 M in 2018/19 yet % absorption remained the same during the two Fiscal Years i.e. 42.8% in 2018/19 and 43.1% in 2019/20.

Nevertheless the Fund has committed to fully utilise allocated Funds to achieve 100% absorption rate in line with the Medium Term Expenditure Framework planning cycles and also in line with the commitments of the corporate strategy. Programme specific measures already put in place to enhance Funds absorption in the next financial year are further compounded by the fact that some of the programmes are coming to an end. The trends in the absorption rates in the programmes is provided in the following charts that compares trends for the last three Fiscal Years on the overall and across specific programmes.

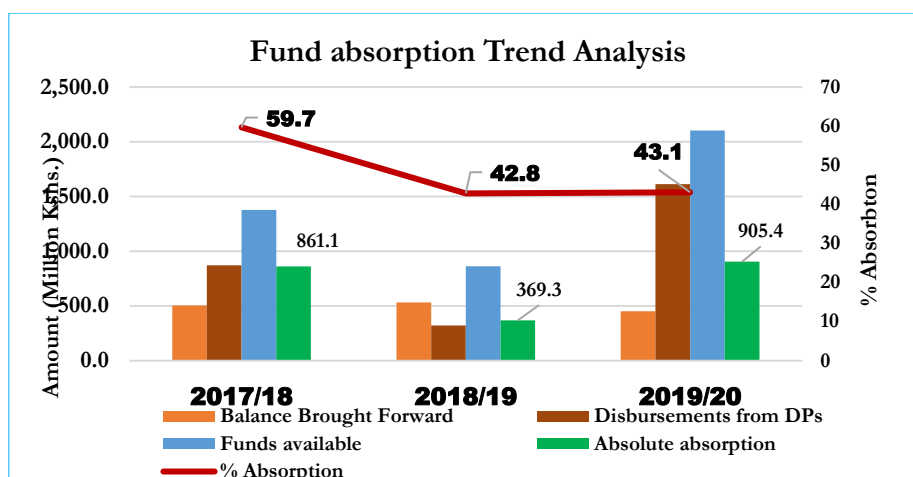


Figure 4 : Overall Funds Absorption in the rural investments programmes

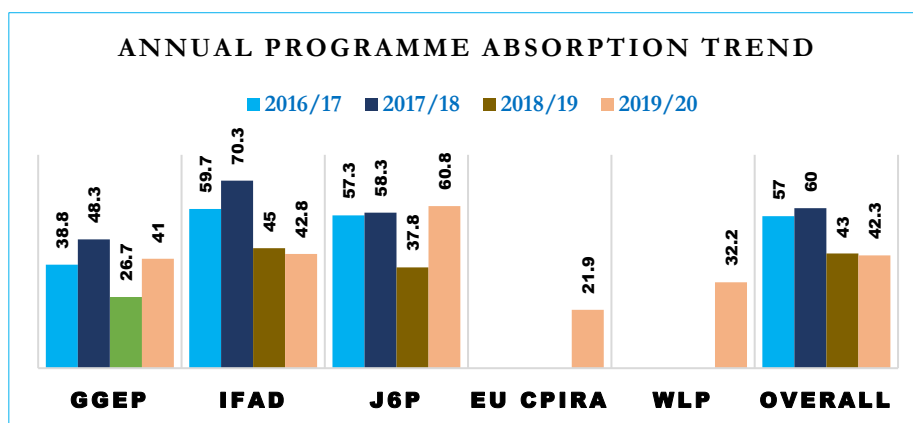


Figure 5 : Overall Funds Absorption; specific rural investments programmes

The key challenges to funds absorption during the year under review include;

- i) Delays in County contribution requirement for the EDE-CPIRA programme that is a pre-requisite to WSTF funding to projects.
- ii) Preliminary project activities such as Procurement, detailed design, surveys and assessments has taken some implementing partners more time than anticipated especially under the GGEP and WLP programmes.
- iii) Governance and management challenges by some implementing partners hindering start-up of projects and release of funds especially under the GGEP programme.
- iv) COVID-19 pandemic and restrictions measures put in place by the Government has affected implementation of activities requiring stakeholder engagement and county level meetings under the J6P and GGEP programme.

- v) Persistent implementation challenges that have affected implementation of the Water Resources Subcomponent in some of the programmes. These include capacity challenges in the WRUAs, inadequate technical support to WRUAs, reporting and accountability challenges.

The specific challenges influencing absorption in the investment programmes are further elaborated in the specific section of the programmes. To address challenges in Funds absorption, the Management has put in place the following measures:

- i) Enhancing the monitoring of the WSTF investments and programmes through engagement of Resident Engineers, improved capacity of the CRMs to support, monitor and report on the investment programmes, engagement of WRUA/CFA project technical coordinators from WRA/KFS for closer support to these groups and development of a corporate project management information management systems.
- ii) Engagement of Northern Rangelands Trust to offer technical support to funded Conservancies as a measure to enhance absorption under the Water Resource Management Component.
- i) Development of the Financing criteria in line with the provisions of the Water Act 2016 to enhance transparency in project identification hence reducing political interference in the project selection processes
- ii) Review of the WSTF projects implementation cycle with a view enhancing operational efficiencies while maintaining the integrity of the processes involved.
- iii) Continuous implementation of the revised staffing structure to enhance realization of efficiency in programme management
- iv) Re-engineering the planning, budgeting and programming approaches and processes to ensure realistic planning and budgeting processes in line with the Strategic Plan.
- v) Constant engagements with the development partners to address challenges in funding delays
- vi) Enhancing the capacity of the counties and implementing partners to plan for, develop, implement and sustainably manage the investments. This will also entail a full implementation of the risk management framework to mitigate against risk related delays.
- vii) Continued engagement of the Government of Kenya for the timely disbursement of funds as well as lobby for increased allocation of recurrent and development budgets.

Efficiency in Resource Use

As the sector financing institution, the Fund focuses its investments' programmes to ensure that more resources are applied to development activities to ensure progressive and sustained growth. The Fund has adopted a Development Index as a measure of efficiency in resource use, calculated as highlighted below:

$$\text{Development Index (DI)} = \frac{(DE)}{(DE+RE)} \times 100\%$$

Where:

DI- Development Index

DE- Development Expenditure

RE- Recurrent Expenditure



The Fund aims to achieve a DI of above 70% across investments and operational management. During the year under review, the Fund expended approximately Kshs. **1,196,039,983** (including urban investments) on development expenditures and Kshs. **395,484,994** on recurrent expenditure. This works out to a Development Index of **75.2%**. Effectively, **75.2%** of the total investment programme expenditures were expended in the Fund's investment programmes with a direct impact on the realization of the Fund's mandate.

This index indicates a significant improvement compared to the 2018/19 Fiscal period where DI of 57.91% was realized indicating an improvement in resource use efficiency.

Chapter 2: Strategic Highlights

Corporate Strategy

Following the launch of the Water Sector Trust Fund in December 2019 by the Ministry of Water, Sanitation and Irrigation, the WaterFund fully transited to a new institution as per the provisions of Water Act 2016. During the period under review, the WaterFund also launched its Establishment Report, Revised Corporate Strategy 2018-2022 and the County Engagement Strategy which are key instruments in positioning the WaterFund to achieve on its mandate.

Among the key highlights in the revised corporate strategy were: revision of strategic objectives targets as a result of reality check on achievements; inclusion of new strategic objective specifically to address financing of research initiatives mandate; revision of the risks and assumptions considerations made during the development of the strategy; revision of strategies to align to the Ministerial Strategy 2018-2022 on key result areas especially on Partnerships and collaboration for resource mobilization.

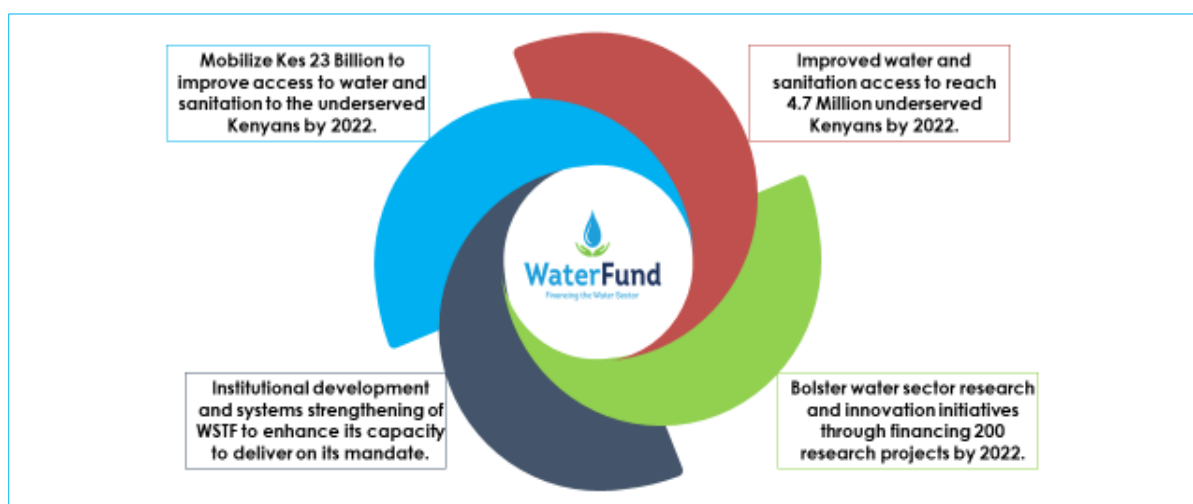


Figure 6: Waterfund strategic objectives

The WaterFund has embarked on the implementation of the revised strategy and during the period under review, the performance is as summarized in table 1 below.

Table 1: WaterFund 2018-2022 strategy implementation status

WATERFUND STRATEGY 2018-2020 IMPLEMENTATION STATUS					
Strategic Objective	Strategy Target	FY2019/20 Target	FY2019/20 Achievement	Cumulative Achievement	% Cumulative Achievement
Resource Mobilization	Ksh. 23Billion	Ksh. 4.4 Billion	Ksh. 2.442Billion	Ksh. 6.742Billion	29%
Improving access to water and Sanitation services	4.7Million people	952,000	330,000	1,341,200	28.5%
Bolstering Research in Water Sector	Financing of 200 Research Initiatives	Development of Research Financing Framework	Finalization of the Research Financing Framework and Policy	Research Financing Framework and Policy drafted	20%
Strengthening of WSTF Capacity	X+10%	3%	5%	68%	68%

Where X is a combination of capacity strengthening indicators; staffing levels, employee satisfaction, customer satisfaction, work environment satisfaction and communication index which was established to be approximately 63% during Strategic Plan review.

Performance Contract

The Board of Trustees on behalf of the WaterFund signs a commitment with the Ministry of Water, Sanitation and Irrigation in the form of a performance contract outlining the strategic intents of the WaterFund towards achievements of its mandate. This is delegated to the management for implementation and cascaded to all staff for implementation.

During the period under review, the WaterFund negotiated and vetted its performance contract for FY 2019/2020 which was prepared in accordance with the 16th cycle guidelines performance contracting guidelines. In the same period, the WaterFund's performance for FY 2018/2019 was evaluated on the implementation of the performance contract targets. The evaluation was conducted by the Public Service Performance Management Unit which rated the performance as **very good** with a composite score of 2.837 as per the evaluation criteria.

A summary of the status of achievement of the key performance under rural investments programme indicators in the negotiated and vetted performance contract as at 30th June, 2020 is presented in table 2 below.

Table 2: Projects funded under the rural investments programmes

Performance Criteria Category	Unit of Measure	Weight (%)	% Variance in Achievement FY 2018/19	Target FY 2019/20	Achievements FY 2019/20	% Variance in Achievement	
C.6	Financing of Rural Water Supply and Sanitation Investments						
C.6.1	Water Projects Financed in Rural Areas	No.	6	(46.15%)	43	41	95 %
C.6.2	Sanitation Projects Financed in Rural Areas	No.	5	(51.11%)	43	44	100%
C7	Financing of Water Resources Management Projects						
C.7	Water Resources Management Projects Financed	No.	9	43%	64	73	100%

Source: FY 2019/20 Vetted Performance Contract

During the period under review, the rural investment programmes targets were achieved except for financing of water projects as compared to the previous period. The justification for improved achievement are enumerated in programme specific sections.

Research and Innovation Financing Framework and Policy

During the period under review the WaterFund through the guidance of consultants developed a robust research and innovation financing framework and policy through a consultative process to guide in the implementation of the financing research initiatives mandate as provided for in Section 114 (d) of the Water Act 2016. The framework and policy development is at an advance level awaiting stakeholder

validation before being presented to the Board of Trustees for approval in consultation with the Ministry of Water, Sanitation and Irrigation.

The framework and the policy are expected to guide on mobilization of resources for investment in financing of scalable research and innovation initiatives; utilization of the resources and management of the funded initiatives. This will ensure that the objectives provide innovative, practical and cost-effective solutions that addresses challenges in the water sector, and contribute to generation of new knowledge in the sector.

The implementation of the financing framework upon approval is expected to start in quarter 2 of FY 2020/2021 in line with the relevant policy guidelines. The financing of initiatives through the framework will support the water sector in addressing knowledge gaps and adoption of innovative service delivery models. Thus encouraging collaborations to support in the realization of the objectives set out in the framework.

County Engagement Strategy

The WaterFund, finalized and published the County Engagement Strategy in the 3rd Quarter to guide and strengthen its relationship with County Governments. The strategy was launched by the Board of Trustees and has since been disseminated to key stakeholders as an entry point for implementation. In FY 2020/2021, the WaterFund in collaboration with counties will strengthen the County Working Groups to spearhead the implementation of the strategy at the county level.

Utility mapping

During the period under review, the WaterFund finalized and published the Water Utilities maps developed in collaboration with Kenya Water Institute (KEWI) under the Joint Six Programme funded utilities by the Governments of Finland and Sweden. The maps capture the utilities infrastructures, customers and credit worthiness. In addition, the maps depict baseline data for the utilities and the utilities are expected to carry on up dating the infrastructures and customers with the support of the KEWI field based interns which has been successfully implemented.

ISO 9001:2015 Certification

The WaterFund successfully transited from ISO 9001:2008 to ISO 9001:2015 in FY2017/2018 and is currently implementing the ISO 9001:2015 standards. During the period under review, the WaterFund continued to implement the Standards under the certification and was scheduled for an independent surveillance Audit by the Kenya Bureau of Standards. However, the surveillance audit was rescheduled for quarter 2 of FY 2020/2021 implying that WaterFund retains its certification status under ISO 9001: 2015.

Resource Mobilisation and Partnerships

Financing

The Fund targeted to receive Ksh 2.4. Billion in 2019/2020. However, a total of Ksh 1,452,672,218.90 was the actual amount received translating to 60.7% of the 2019/20 annual target. This excludes Cash in transit from Development Partners and the balances carried forward from the previous financial year. This is detailed in table 3 below.

Table 3: Funding Sources under the rural investments programmes

Financing Partner	Budget	Funds Received (Kshs)	%
GoK	254,000,000.00	221,242,500.00	87.1%
IFAD-UTaNRMP	220,000,000.00	124,520,478.00	56.6%
GoS/GoF (J6P)	370,000,000.00	285,266,404.20	77.1%
DANIDA (GGEP)	600,000,000.00	509,150,000.00	84.9%
DANIDA (WLP)	450,000,000.00	220,459,646.70	49.0%
EU (CPIRA)	500,000,000.00	313,275,690.00	62.7%
TOTAL	2,394,000,000	1,452,672,218.90	60.7%

NB: As per revised budget (Supplementary II).

Excludes Cash in transit and balances carried forward from FY 2018/19.

Funding Trends

The charts below shows the financing trends in the Fund over the last five years:

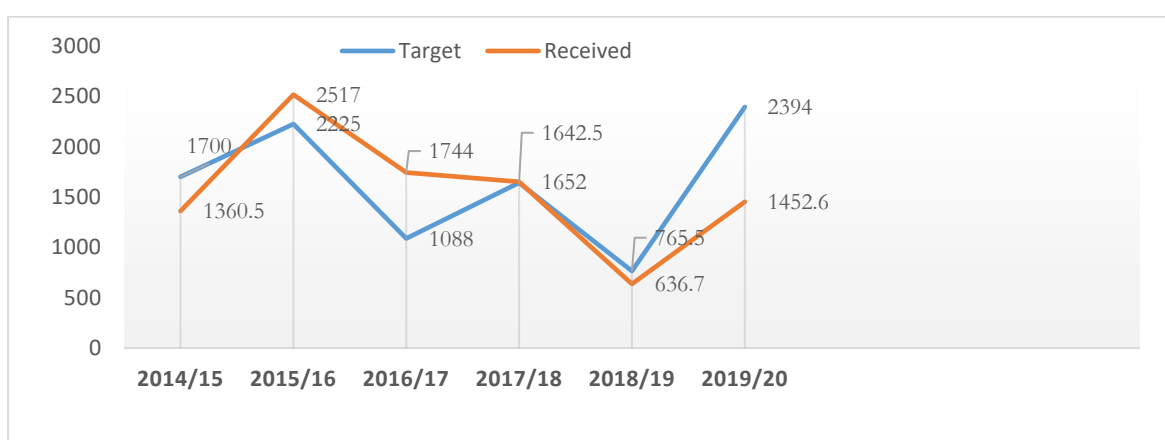


Figure 7: Funding trends in the fund

It is noteworthy from Figure 7 above that the funds receipt in the Fund has been on the decline for the last 4 Fiscal years, with the highest receipts having peaked in the FY 2015/2016. However, the 2019/20 FY recorded a significant improvement.

New Programmes and Status of Resource Mobilization Initiatives

During the reporting period, WaterFund submitted several funding proposals which are at various stages of follow-up. The Fund is also negotiating various opportunities for funding, and especially aimed at sustainable financing to the Sector. These activities are captured in table 4 below.

Table 4 Status of resource mobilization initiatives for FY 2019-2020

ITEM	ACTIVITY	STATUS / REMARKS
1. Disaster Management & Resilience Fund proposal to MWSI	The Fund submitted a proposal to the Government of Kenya for funding towards Disaster Management and Resilience	GOK responded through a Ksh.150 million initial allocation to Waterfund for emergency response. This is in response to Water Act 2016 additional function on disaster management and climate change action.
2. KfW Phase IV Agreement	Financing and Separate Agreements have been signed. Total Funding, GOK and KfW, Ksh.1.5 Billion.	Awaiting signing of Subsidiary Agreement to commence activities

ITEM	ACTIVITY	STATUS / REMARKS
3. Public Investment Facility, Finland	WaterFund and The National Treasury submitted a proposal for funding to the Government of Finland towards modernizing technology for water supply, sanitation and water resources management, and development of a National water safety and quality management software.	The Proposal was received by the Government of Finland and an Appraisal Team set up to review. Appraisal to WaterFund was done on 26 th May 2020. Awaiting feedback on the appraisal.
4. Covid Response Proposals	WaterFund submitted request for funding towards Covid Emergency Response to the Development Partners between March and April 2020	The following Partners provided funding as follows: Danida – Ksh.150 million additional funding for Response in Nairobi County GOK & European Union – Ksh. 28 million reallocated Contingency funding to Kilifi, Kitui, Kajjado and Mandera Counties GOK & Sweden & Finland – Ksh.33 million reallocated funding for Response in J6P Counties
5. Danida New Programme	WaterFund submitted a new funding proposal to Danida for a new programme towards water and sanitation provision, and water resources management. The proposal totals DKK 70 million (approx. Ksh. 1 billion.)	Appraisal to WaterFund has been undertaken, feedback received and responded to. Programme is to six ASAL Counties (Garissa, Tana River, Turkana, Marsabit, Lamu, Isiolo).
6. World Bank Covid Liquidity and Recovery Programme	The Fund is in discussions with the World Bank for a Ksh.5.4 billion Conditional Liquidity Subsidiary Grant to Utilities for operational and recovery support in Response to the Covid-19 Pandemic	The programme aims to address low revenue collection efficiency and will target Utilities affected by Covid and with at least 30% population living in low income areas. First phase is mainly liquidity funding for operations, while a second phase is a credit facility for Post Covid Recovery activities including infrastructure projects.
7. Upper Tana Natural Resources Management Project (UTaNRMP)	The Fund was in discussions with UTaNRMP for additional funding to the Programme.	Extension has been granted as indicated in chapter 3
8. Revolving Fund Concept	WaterFund is in discussions with the Ministry of Water, Sanitation and Irrigation, and the National Treasury, for establishment of a Revolving Fund in response to the Water Act 2016 mandate, and effort towards sustainable financing. The Fund has submitted the Concept to Ministry and Treasury for approval and funding. The Concept foresees a Ksh. 5 billion seed funding from GOK, over a period of 5 years.	Awaiting final review by the Ministry and Official submission to the National Treasury. Once approved, GOK will allocate annual funds to WaterFund, and Partners can also be approached to contribute additional funds to the Seed. The Seed will be used to blend loans from Commercial Banks, therefore increasing access to finance and reducing interest on loans to Utilities and other Implementers.
9. Green Climate Fund	Follow up with Treasury ongoing for feedback on submitted Concept	Awaits development and submission of Full Proposal to GCF once official feedback received.

Partnership Activities

During the year under review, the Fund held three (3) Rural Steering Committee Meetings, and one (1) Joint Steering Committee meeting. Due to Covid-19 Pandemic,

all Partnership meetings held after 19th March were virtual. Covid-19 Response featured greatly in the subsequent meetings as a result.

The Rural Steering Meetings provided great insight into programme status, funds utilization, audit and monitoring issues among others. The meetings provided a rich platform to address challenges and find a way forward, as well as a chance to apply lessons learnt across the various programmes. Through the meetings, WaterFund Reporting has been greatly enhanced due to Partners' feedback regarding the need for reporting on impacts, reporting against targets and expected Results, reporting on risk management, audit follow-up and environmental issues. The format of financial reporting also improved greatly as a result. The Joint Steering meeting brought together all the Partners funding both Rural and Urban Investments, and focused on cross-cutting and strategic issues including Covid-19 Response, funds absorption, budget allocation and status of audit. During the reporting period, the Fund held various bilateral and consultative meetings with all the Partners to deliberate on programming issues, upcoming new programmes, Covid-19 Response and other partnership issues as relevant. These included Partners' field visits for monitoring and fact finding.

The Fund hosted the United Nation's Department of Economic and Social Affairs, through the Kenya School of Government, in recognition of the Fund's achievement on winning the 2019 United Nation's Public Service Award for inclusive service in sanitation to low income urban areas.

The Fund hosted several other delegations during the reporting period from countries such as Ethiopia, Burundi, Burkina Faso, South Africa and Malawi, all of whom wanted to understand how the Fund was established and how it operates, especially as it relates to the Sector Framework and devolution. These visits continue to affirm the Fund's reputable standing as Show-Case establishment in the Sector. It is noteworthy that most of these delegations were commissioned and facilitated by other long time Partners of the Fund such as the European Union, GIZ and KEWASNET, demonstrating the faith our Partners have in the work of the Fund.

In an effort to raise more resources and contribute positively to the global water, sanitation and climate dialogue, the Fund participated in various networking forums in and outside the country including the 2019 Sanitation Conference hosted by the Ministry of Water, Sanitation and Irrigation, Green Climate Workshop hosted by the National Treasury, Stockholm World Water Week and the Climate Change Projects and Programmes in South Korea.

Next Steps in Resource Mobilization

In the financial year 2020/2021, the Fund will continue to follow up on submitted proposals, and expects that a few of them will be signed and activities commence within the year. Partnership meetings and dialogue will continue within the Covid-19 guidelines and compliance.

Chapter 3: Investment Programmes Progress

Upper Tana Natural Resource Management Programme

Introduction and programme background

The IFAD - Upper Tana Natural Resources Management is an eight year project (2012 - 2020) funded by Government of Kenya, International Fund for Agricultural Development (IFAD), Spanish Trust Fund and Local communities beneficiaries through Water Sector Trust Fund (WSTF). The programme has been granted a two and half years (30 months) extension ending the year 2023

Table 5 below provides a highlight of the programme key statistics and overall cumulative achievements up to the end of the FY 2019/2020.

Table 5: UTaNRMP key statistics and cumulative achievements

Implementation Period	June 2012 to June 2023	
Programme Budget (Kshs.)	600 Million	
Receipts to Date (Kshs.)	529.6 Million	
Disbursements (Kshs.)	507.5 Million	
Target Counties	Nyeri, Embu, Meru, Kirinyaga, Tharaka Nithi and Murang'a	
Programme Objective/s	To enhance sustainable management of water resources and natural resources through the financing of Water Resources Users Associations and Community Forest Association activities.	
Key Milestones	Target	Cumulative Achievements
Finance WRUAs	61	58
Finance CFAs	33	31
No. of beneficiaries	277,700	1 ¹ 263,100
Tree nurseries established	-	39
Forest rehabilitation - Seedling planted (No.)	-	2,477,464
Forest rehabilitation area (HA)	-	870.5

The IFAD – UTaNRMP programme supports Water Resources Users Associations (WRUAs) and Community Forest Associations (CFAs) in implementing conservation activities with the aim of contributing to rural poverty reduction in the Upper Tana Catchment. It is technically supported by Water Resources Authority (WRA) in conjunction with Water Fund for WRUAs and Kenya Forest Service (KFS) for CFAs. Through the implementation of Sub Catchment Management Plans (SCMP) by WRUAs and Participatory Forest Management Plans (PFMP) by CFAs activities, the programme has realised enhanced natural resource management through rehabilitation of degraded forest reserves and water catchment areas.

¹ Most of the projects supported were mainly on capacity development, forest protection and rehabilitation and livelihood interventions hence the average of achievement on this indicator. This is calculated as seedlings raising and procurement- 2,477,464, Maintenance of gazette forest areas- 870.5 hacters, Bee hives- 1465, greenhouses- 9, springs- 5, fish ponds- 7 with 10,500 fingerlings, RWH- 6, EIAs- 5, marking and pegging – 199 Kilometers with 33,250 seedlings planted.

Annual Financial Report

During the FY 2019/2020, a total of Ksh 187,906,202.15 was available for supporting WRUAs and CFAs activities (including an opening balance of Ksh 63,385,724.15 and a disbursement of Ksh 124,520,478.00 from IFAD). A total of Ksh 74,385,105.85 was expended during the year hence the overall funds absorption stands at 39.6% based on accruals. Details of the expenditures are as detailed in the figure below.

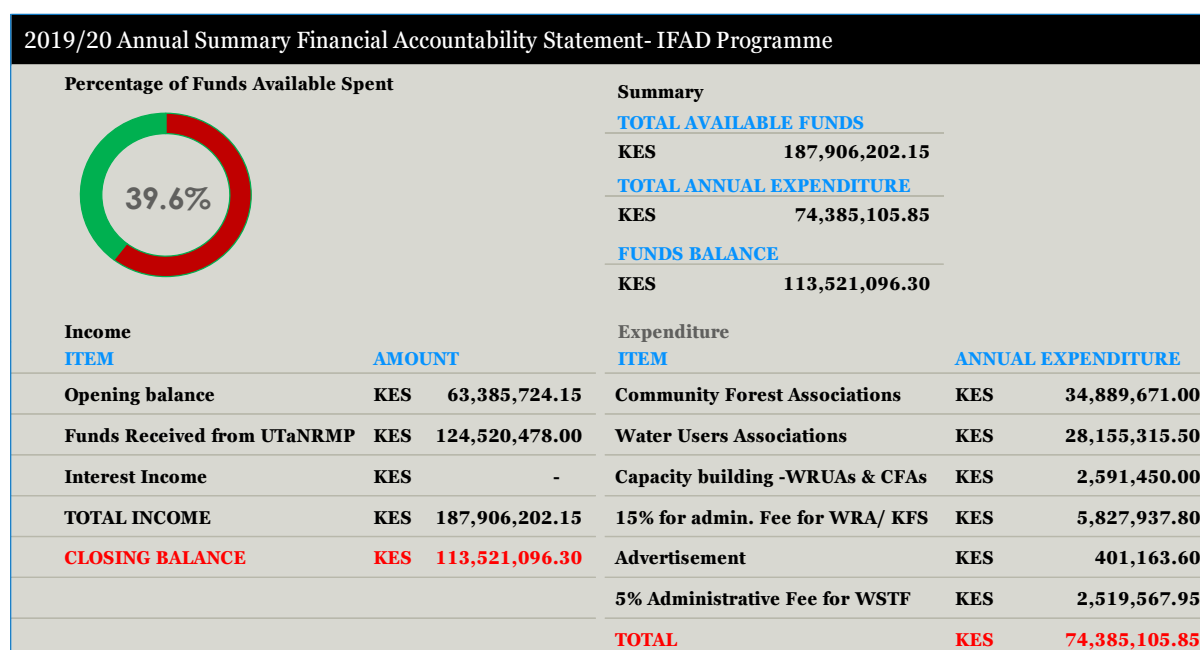


Figure 8: Annual Funds Accountability Statement- UTaNRMP

Annual Programme Achievements

Table 6 below highlights the key achievements made under the programme during the year under review.

Table 6: Key Achievements in 2019/2020 UNDER UTaNRMP

Implementation Period	1 st July 2019 to 30 th June 2020		
Funds available for disbursement (Kshs.)	187.91 Million		
Expenditure during the year (Kshs.)	74.39 Million		
Balance as at the end of the year	113.52 Million		
Key Milestones	Target	Annual Achievements	Variance
Finance WRUAs	50	21	-21
Finance CFAs	28	26	-2
No. of beneficiaries	230,000	157,800	-72,200
Capacity building workshops	1	3	+2

The Fund has so far made three calls for proposals from the WRUAs and CFAs from the six target counties. The first call was on 25th July, 2014 and resulted in 34 proposals (16 WRUAs & 18 CFAs) being successful. As at 30th June, 2017, all the call 1 WRUA and CFA projects had been fully implemented and completed. The second call for proposals was run in the print media of 6th May, 2016 with 43 projects (31 WRUAs and 12 CFAs) being successful and out of which 42 projects (12 CFAs and 30 WRUAs) received all the funding as at 30th June, 2018.

The third call for proposal was advertised on 20th March, 2018 and as a result 96 project proposals (62 WRUAs and 34 CFAs) were received by respective Water Resources Authority (WRA) sub regions and Kenya Forest Services (KFS) conservancies for review. Out of which 82 projects (54 WRUAs and 28 CFAs) were recommended by the secretariat for further review by the Project Review Committee (PRC). The PRC recommended 78 projects for funding. However, due to budgetary limitations, only 57 projects (21 WRUAs & 26 CFAs) were funded based on a ranking criterion. The rest of the 21 WRUA projects are to be funded during the 2020/2021 FY.

Analysis of Results

The Fund is supporting the Programme in implementation of the sustainable water and natural resources management component. This component is designed to improve the sustainable utilization of water and other natural resources, mainly using community groups including the WRUAs and the CFAs. Under the sustainable water resources subcomponents, the implementation of the 134 No. contracts on water resources and natural resources management activities has resulted in enhanced capacity of the communities for the WRUAs and CFAs to plan for and implement sub-catchment management/ Participatory Forest Management plans activities. This community centric approach has resulted in higher levels of ownership and sustainable management of water and natural resources.

Financial absorption for UTaNRMP based on accruals (disbursed and accounted) was at 39.6% (Ksh. 74,385,105.85) and 84% (Ksh. 117,007,533 on cash basis). The challenge of accounting is because most WRUA projects received their 1st tranche funds towards end of June and were not ready to start reporting and accounting. However, the project activities are on track.

During the year under review, 21 CFAs and 26 WRUAs were financed for 1st & 2nd tranche activities. The projects were financed on rainfall dependent activities, acquisition of statutory requirements such as Environmental Impact Assessments (EIAs), Hydrological, pollution, abstraction and baseline surveys, capacity development, livelihood activities, water regulation, and forest improvement after submission of milestone based work plans.

In addition, 872 WRUA and CFA officials were trained out of which 300 were from the CFAs. The project officials were mainly trained in bee keeping, fish farming, bamboo propagation, Integrated Water Resources Management, nursery establishment and good governance. In an effort to enhance effectiveness in projects tracking, monitoring and reporting 13 KFS coordinators were trained on reporting requirements, the WASHMIS application for monitoring, project management and projects governance management issues. The CFAs on individual basis undertook 9 CFA Scouts trainings for 146 scouts and 6 tour guides. Three (3) exchange visits were undertaken to bench mark on bee keeping and other water related projects by WRUAs and CFAs

On planning, all the 57 projects undertook planning meetings prior to projects implementation. So far 152,714 fruits and agroforestry seedlings have both been produced and procured benefiting 15,000 farmers through 10 CFAs. This is aimed at improved environmental conservation and improved nutrition at the household level. The long term positive effects on forests is reduced pressure on forests and competition for forest related products.

On maintenance of previously planted gazetted forest areas in the project areas, 341.5 hectares were rehabilitated through planting of 251,700 seedlings with an aim

of contributing towards improved forest cover target at the national level. Further on nursery establishment 10 No nurseries were established raising 1,459,800 seedlings through CFAs and WRUAs. For forest road improvement 67.8 Kilometres of forest roads were cleared, levelled, drained and culverts installed on some sections. Seven (7) Kilometres of nature trail was cleared.

On livelihood activities through WRUAs and CFAs 1465 Beehives were procured and installed, 7 fish ponds holding 10,500 fingerlings established and 9 greenhouses installed with two having potting sheds constructed.

In relation to water access, 5 springs were protected with 6 rain water harvesting tanks being installed at tree nurseries and greenhouses sites by WRUAs and CFAs. This support resulted in approximately 6,000 m³ increased water storage within the project area. Six (6) raw water master meters were installed by 5 water groups. In an effort to improve riparian conservation, 199 Kilometers of riparian land was marked, pegged, conserved and 33,250 seedlings planted.

In compliance with the national environmental and water policy frameworks for water infrastructure projects; five (5) environmental impact assessments (EIAs), six (6) wetlands/ springs mapping and surveys, two (2) hydrological surveys were undertaken by WRUAs and CFAs.

Two water balance and demand surveys were undertaken on pollution and abstraction data for improved future planning and management of existing water resources through WRUAs support.

To justify community commitments to the funded WRUA and CFA projects; Ksh. 4,941,171.00 worth was contributed both in kind and cash. The programme outcomes for the FY 2019/20 have been achieved through the following deliverables;

- i) Thirty four(34) Call 3 batch II- 21 WRUA and 13 CFA projects that had qualified during the PRC review process were granted no objection for financing by IFAD Rome 22nd August, 2019
- ii) Thirteen (13) batch II CFA projects that had qualified during the PRC review process were granted budget support for financing by the IFAD-UTaNRMP PSC in 06th December 2019.
- iii) Mobilisation of donor funds amounting to Kshs.124.52M from I-UTaNRMP PCT for 57 projects under 3rd call batch I & II - 28 CFAs and 29 Batch I WRUAs. These monies included training and advertisement costs of the successful Call 3 batch II CFAs.
- iv) Advertisement of the Thirteen (13) batch II CFA projects that had qualified during the PRC review process was done on 28th January, 2020 through the government press.
- v) Thirteen (13) batch II CFA projects that had qualified during the PRC review process were trained on financial management, procurement skills and project management in early February 2020.
- vi) The WSTF Board of Trustees monitored Gura WRUA and Njukiini West CFA projects and also paid a courtesy call to UTaNRMP PCT between 26th and 31st August, 2019
- vii) WSTF undertook internal monitoring for the 15 CFAs tranche 1 activities from 26th to 31st August, 2019, 29 WRUAS tranche 1 activities from 18h to 22nd November, 2019 and 28 CFAs between 21st and 29th June 2020.

- viii) Fifty Seven (57) WRUA & CFA projects received funding amounting to Ksh.109.4 Million (inclusive of CFAs direct investment & KFS technical support)
- ix) Six (6) UTaNRMP review meetings were held between, WRA, KFS & PCT to address coordination and implementation challenges including civil works designs, projects reporting and accounting.
- x) WSTF participated in joint design review for 24 WRUAs with civil works activities as from 27th to 31st January, 2020. (Jointly with UTaNRMP -PCT& WRA)
- xi) WSTF participated in the joint GoK/IFAD Implementation and Supervision mission that ran from 2nd March till 14th March, 2020 covering the six counties of Embu, Meru, Nyeri, Kirinyaga, and Murang'a & Tharaka Nithi. During the mission Kabaru CFA, Wanjerere CFA and Kayahwe WRUA were visited and the communities were encouraged to engage in more livelihood activities for sustainability purposes.

UTaNRMP Risks and Mitigation measures

The programme risks and mitigation measures are highlighted in the following table:

Table 7: UTaNRMP Risk Management and Mitigation

Risk	Mitigating measures
<ul style="list-style-type: none"> i) Delayed Accounting by the beneficiaries for funds disbursed ii) Short project implementation period for WRUAs and CFAs. iii) Delayed Implementation due to COVID-19 pandemic effects 	<ul style="list-style-type: none"> i) Fast track accounting of disbursed monies through CRMs and Regional/County accounting officers based at WRA and KFS offices. WRA and KFS Headquarters to authorize the forwarding of accounting documents/ progress reports from the WRA/KFS Regional and County offices to Water Fund using emails before onward submission of hardcopies to their offices. This will reduce delays. ii) Requested for extension of WRUA and CFA implementation period due to COVID -19 pandemic challenges and this was granted up to June 2023. iii) Sensitization of implementing partners on Ministry of Health Guidelines.

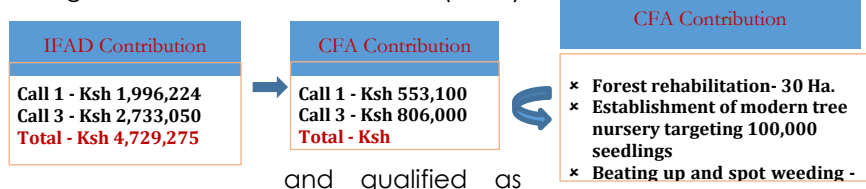
Upper Tana Natural Resource Management Programme

KABARU COMMUNITY FOREST ASSOCIATION

IFAD-UTaNRMP Project Success Story

Kabaru Community Forest Association (CFA) was initiated in 2007 by the local community living adjacent to the Kabaru Forest which covers 13,394.62ha in line with the Forest Act 2005. The main objective of the CFA was to promote sustainable and equitable forest resource use for current and future generations. Currently, the CFA has 1,441 members (20 PLWD, 302 youths, 506 women, 613men). The CFA has a management committee of 19 members (11 men, 8 women) and works closely with the KFS forest station manager.

Kabaru CFA funding – Call 1 and 3; Kabaru CFA applied for the 1st call (2015) and 3rd call (2018) funding after advertisement for proposals under Upper Tana Natural Resource Management project (UTaNRMP) through Water Sector Trust Fund (WSTF)



follows:-



Achievements

- ✦ Modern tree nursery established with over 840,000 seedlings against the funded target of 100,000.
- ✦ Transplanting of 369,200 seedlings to Kabaru forest and donating 74,000 seedlings to the local community for on farm planting.
- ✦ Donating 210,000 seedlings to 7 CFAs in Nyeri and other counties.
- ✦ Beating up and spot weeding of 30ha with 90% survival rate
- ✦ Innovation on organic humus to fast track seedlings growth, through the KFS forest Station manager. The Humus was made by mixing 1/3 of humus (Cow, sheep or goat dung) to 2/3 water and allowing fermentation for 3 weeks. This led to speedy growth of seedlings e.g. to raise exotic seedlings from the normal 5 months to 3 months.

Factors contributing to project success

- ✦ Structured community contribution whereby each CFA member contributes 1 hour/per week working at the modern tree nursery, hence the tree nursery had continuous and structured labour during implementation
- ✦ Good collaboration between the CFA and Kenya Forest Service in implementation of activities. The CFA has worked very well with the Forest Station Manager.
- ✦ CFA members benefit from Plantations Establishment Livelihood improvement scheme (PELIS) , whereby they can plant potatoes in the forest and grow trees in an apportioned area- 0.5 Acres



A cross section of the Modern Kabaru tree Nursery



The Kabaru CFA store



Kabaru tree nursery that raised over 840,000 seedlings



Kabaru KFS station manager explains the innovation on organic humus production



Kabaru tree nursery seedbed and water tank

- ♣ Frequent community sensitisation on environmental conservation by the CFA and KFS
- ♣ Engaging CFA scouts patrols in rehabilitated areas
- ♣ Good stakeholder engagements e.g. KFS, UTaNRMP, WSTF, Local administration and leaders.



Grazing of cows in rehabilitated areas

Mitigating measures

- Frequent community sensitisation to stop grazing in rehabilitated areas
- Engaging CFA scouts patrols in rehabilitated areas
- Putting up sign boards and arresting people grazing in rehabilitated area.

Wildlife conflict and browsing on the rehabilitated areas

- CFA selected seedlings that are unpalatable to wildlife and at the same time adaptable to the forest area



- ♣ Commercialization of the modern tree nursery through sale of high yield fruit seedlings, indigenous vegetables, flowers, and ornamental trees
- ♣ CFA to develop two ecotourism sites (Queen Sheba caves and Mt. Kenya climbing route)

The CFA appreciates the great support from IFAD, GoK, UTaNRMP, KFS, Local administration, CFA management Committee, Local leaders, CFA members the local community for their contribution towards success of the project.

Support to Equitable Access to Quality Water, Basic Sanitation and Enhanced Water Resources in Rural Kenya

Introduction and Programme background

The J6P "Support to Equitable Access to Quality Water, Basic Sanitation and Enhanced Water Resources Management in Rural Kenya" is based upon collaboration between the Water Sector Trust Fund (WSTF) and the two Development Partners (DPs): The Government of Finland (GoF), the Government of Sweden (GoS) and the Government of Kenya (GoK). The programme aims to achieve its purpose through five outcomes namely:

Outcome 1: County capacity enhanced, (County capacitated in fulfilling their constitutional responsibilities in establishment of an enabling environment for the provision and monitoring of WRM, Water and Sanitation services).

Outcome 2: Water resources management conflicts reduced, (WRM initiatives protecting water resources and ensuring equity in water access thereby reducing water related conflicts and environmental degradation).

Outcome 3: Increased water service access, (Water supply projects ensure improved equitable access to water services).

Outcome 4: Increased sanitation service access, (Sanitation investments ensure improved equitable access to sanitation).

Outcome 5: WSTF capacity enhanced, (The Fund being able to undertake its mandate through strengthened institutional capacity).

The programme is implemented in the six counties of Kwale, Laikipia, Migori, Nandi, Narok and Tharaka Nithi, thus the name Joint Six Programme (J6P)

Table 8 provides a highlight of the programme key statistics and overall cumulative achievements up to the end of the FY 2019/2020 since inception.

Table 8: J6P key statistics and cumulative achievements

Implementation Period	June, 2014 to June, 2021		
Programme Budget (Kshs.)	2,025 Million ²		
Receipts to Date (Kshs.)	1,501.48 Million		
Amount utilized to Date (Ksh)	1,361.16 Million		
Programme Objective/s	Equitable Access to Quality Water, Basic Sanitation and Enhanced Water Resources Management in the targeted counties.		
Key Results	Overall Target	Cumulative Achievements	% Achieved
Outcome 1: County capacity enhanced			
No. of Counties with accurate baseline WS coverage data (available and updated online).	6	6	100%
No. of Utilities with GIS maps used for planning and decision making.	32	24	75%
No. of Counties applying approved legal systems in water management.	6	1	16.7 ³
% Allocation of budgets to WSTF supported water investments.	10	15.7	157%
No. of counties with approved GESI guidelines.	6	0	0
Outcome 2: Enhanced Water resources management			
No. of basin wide action plans developed/ implemented.	18	15	83.3%
Amount of Funds utilised to support water resources management activities (M).	203.07 million ⁴	142.9 million	70.4% ⁵
Area covered in water resource management (km ²).	1800	1700	94.4%
Counties implementing a transboundary WRUA management framework to reduce water conflicts.	0	2	0% ⁶
No. of WRUAs trained in governance, finance, procurement and management of water resources.	18	20	111%
Outcome 3: Increased Water Services Access			
No. of projects funded in the target counties.	40	39	97.5%
Funds utilised to support water projects in the target counties.	885.1million	777.92million	87.9%
No. of people reached with improved water services in the target counties.	199,280	108,960	54.7% ⁷
Sustainability index of the supported projects.	100	47%	47%

2 The amount includes TA support which is not administered by WSTF. The amount for the programme through WSTF is estimated to be Ksh 1581.1 million having factored in interest earned and forex losses incurred.

3 Kwale County completed the enactment of County Water law

4 This is a revised figure from 300.75 million as per the approval of Budget reallocation and inclusive of interest earned as well as losses due to forex exchange. This applies to all components in the programme.

5 More WRUA project activities being implemented in Q4.

6 There was no planned target to finance transboundary WRUA projects but it emerged that most WRUAs are covering more than one county.

7 The number of beneficiaries reached stands at 54.7% as compared to a target of 199,280. The additional population are expected to be achieved gradually upon completion of Batch II and Batch I snag projects.

Creditworthiness of the supported projects.	4	2.7	67.5%
Average customer satisfaction from the supported projects.	1	1.74	57.5
No. of Utilities trained in governance, finance, procurement and management of water and sanitation services.	26	24	92%
% County and community contribution in water services projects.	10	15.7	157%
% of the poorest population (those HH in SL 3&4 rising to 1&2).	199,280	TBD	TBD
Outcome 4: Increased Sanitation Access			
No. of projects/institutions funded in the target counties.	62	65	104.8%
Funds utilised to support sanitation projects in the target counties.	108.36 million	96.26million	88.8%
No. of people reached with improved sanitation services in the target counties.	16,040	7,160	44.6 ⁸
Sustainability index of the supported projects.	< 70%	47	47
No. of villages implementing CLTS activities.	400	249	62.3%
No. of villages declared ODF.	76	119	156.6%
No. of public latrines with adequate access for PWDs.	12	2	16.7% ⁹
Outcome 5: Enhanced WSTF Capacity			
No. of new project cycles developed and implemented.	6	6	100%
No. of new Investments Monitoring systems developed and implemented.	3	2	67%
No. of Information Systems developed and implemented.	1	0	0% ¹⁰
Risk management efficiency- questioned costs as a proportion of total disbursements (%)	<3%	<3%	100%
No. of research projects funded	12	0	0 ¹¹
Funds disbursed to support research initiatives (Ksh. M)	4	4	100%
Staff gender equity- proportion of women in total staffing	50	42.9	85.8%
Proportion of staff with disabilities (%)	5	1	20%
CRMs engaged to support project activities	6	6	100%
Proportion of technical staff to total staffing	89	32	36.% ¹²
Staff trained on project implementation & management	40	20	50% ¹³
Development index (%)	85	81	85.8%
Project processing efficiency	90	120	67.7%
Red flag alert system operational - % of projects red flagged.	1	1	100%
WSTF monitoring visits per project	2	2	100%
Knowledge management- Academic articles published on the programme	12	0	0% ¹⁴

8 Additional population will be realized upon completion of all sanitation projects.

9 Only 2 public sanitation facilities have been constructed and are operational.

10 PMIS was developed and in the beginning, the process of data entry took effect but could not proceed beyond a certain level owing to some technicalities that were experienced. The Fund is developing a Systems Integrated Project which will incorporate all existing systems and make it user friendly.

11 The budget for the development of the research policy and strategy was not approved in FY2019/2020.

12 Staffing frozen by the government has resulted in a low number of technical officers supporting programmes. This is augmented by the technical consultants supporting the programmes.

13 There were delays in the first year of implementation resulting in fewer trainings. Furthermore, there was no training budget for FY2019/2020.

14 The development of policy and strategy on research is yet to be completed and thus publication of academic articles yet to be realized.

Annual Financial Report

In the FY 2019/2020, a total of Ksh 614,311,141.49 (Ksh 213,944,936.49 as opening balance inclusive of Ksh 144,467,738.04 project receivables, Ksh 285,266,404.20 as GoS funding, Ksh 112,000,000.00 as GoK counterpart funding and Ksh 3,099,800 being interest earned) was available for utilization. A total of Ksh 373,714,066 was expended during the year which is 60.8% of available funds. Details of the expenditures are as detailed in the figure below.



Figure 9: J6P Annual Funds accountability statement

As at the end of the FY, there was cash in transit of Ksh 56 million disbursed by GoS. The programme expects a balance of 200,000 Euro under the Finland Agreement which was discussed in the PSG held on 10th June 2020 that its Embassy could directly support agreed FY 2020/2021 programme evaluation.

The detailed analysis of the fund accountability statement is provided for in the annexes.

The average absorption rate in the programme is attributable to delayed start of sanitation and WRM projects pending approval of programme period extension from Dec, 2019 to Dec, 2020. The implementation of these projects kicked off in Q3 of FY2019/2020. The outbreak of COVID-19 has affected immensely the implementation of projects as what was anticipated to be the completion period has been missed by the projects. The regulations issued by Ministry of Health of working from home or reduction of people working at the same time in a particular place did not exempt the projects and this has resulted in delayed completion of projects in all the six counties.

The overall programme performance in funds absorption stands at 86.05% which translates to a total of Ksh 1,361.16 million being funds utilized from the inception to 30th June, 2020 as illustrated in table 9 below.

Table 9 : Cumulative J6P programme expenditure

No	Component description	Original Programme Budget (Ksh. M)	Actual (Ksh. M)*	Cumulative Expenditure (Ksh. M)	Cumulative Expenditure (%)	Balance (Ksh. M)
1.	County capacity enhanced	167.25	158.82	147.93	93.14%	10.89
2.	Water resources management improvement	213.85	203.07	143.08	70.46%	60.17
3.	Sustainable Access to Water Services	932.07	885.10	777.92	87.89%	107.18
4.	Sustainable Access to Sanitation Services	114.11	108.36	96.26	88.83%	12.1
5.	WSTF Capacity Development and Programme Support	185.12	175.79	151.25	86.04%	24.95
6.	Management Fee	52.6	49.95	44.72	89.53%	5.23
	Total	1665	1,581.09	1,361.16	86.05	220.52

***The amount is inclusive of interest earned and exclusive of forex exchange losses incurred.**

The information from the table above shows that performance varies from components 1 to 5 with component 1 registering an impressive absorption as at the end of the reporting period. Component 3 carries 56% of the total programme budget and its performance can be classified as good compared to other components of the programme.

Annual Programme Achievements

The fiscal year July 2019/ 2020 marked the fifth year of implementation of the programme. The table below highlights the key achievements made under the programme during the year under review:

Table 10: Annual J6P programme achievements

Implementation Period	July 2019 to June 2020		
Programme Annual Budget (Kshs.)	478.91 Million		
Amount available to spend	614.31 Million		
Expenditure during the year	373.71 Million		
Balance at the end of the year	240.60 Million		
Key Results	Annual Target	Annual Achievements	% Achievement
Component 1: County capacity enhanced			
No. of Utilities with GIS maps used for planning and decision making	23	15²⁰	86.96
No. of Counties applying approved legal systems in water management	3	1	33.3¹⁶
% Allocation of budgets to WSTF supported water investments	0	0	0
No. of counties with approved GESI guidelines	6	0	0¹⁷

15 Supported by Field-based interns to self-mapping

16 The process of enacting the County water law was completed by Kwale only. The other two counties are Laikipia and Tharaka Nithi.

17 The development of GESI strategy and guidelines did not go as planned due to effects of COVID-19 pandemic as this activity was to be undertaken through the support of National Gender and Equality Commission in the final quarter of FY2019/2020 having failed to secure the services of a consultant as earlier planned.

Proportion of projects/ project designs mainstreaming GESI concerns	100	100	100
Component 2: Enhanced Water resources management			
No. of WRUAs funded	10	10	100
Amount of Funds utilized to support water resources management activities (Ksh. M)	96.9	143.08	23.11% ¹⁸
Area covered in water resource management	1000	1000	100
Proportion of funds invested in Water Resources Management (%)	96.9	67.2	70.4% ¹⁹
Counties implementing a transboundary WRUA management framework to reduce water conflicts	0	0	0%
No. of WRUAs trained in governance, finance, procurement and management of water resources	8	8	100
Outcome 3: Increased Water Services Access			
No. of projects funded in the target counties	14	14	100%
Amount utilized to support water projects in the target counties (Kshs. M)	295.7	274.55	92.8%
No. of people reached with improved water services in the target counties	85,000	4,460 ²⁰	5.2%
Sustainability index of the supported projects	100%	47%	47%
Creditworthiness of the supported projects	0	0	0%
Average customer satisfaction from the supported projects	100%	62.6 ²¹ %	²² 62.6%
No. of Utilities trained in governance, finance, procurement and management of water and sanitation services	0	0	0%
% County and community contribution in water supply projects	0	0	0%
Outcome 4: Increased Sanitation Access			
No. of projects funded in the target counties	21	18	85.7
Amount utilised to support sanitation projects in the target counties (Ksh. M)	35.3	24.89	70.5%
No. of people reached with improved sanitation services in the target counties	7,675	480 ²³	6.25%
Sustainability index of the supported projects	0	TBD	TBD
No. of villages implementing CLTS activities	221	295	133.5%
No. of villages declared ODF	221	230	104.1%
Outcome 5: Enhanced WSTF Capacity			
No. of new project cycles developed and implemented	0	0	0
No. of new Investments Monitoring systems developed and implemented	0	0	0
No. of Information Systems developed and implemented	0	0	0
Risk management efficiency- questioned costs as a proportion of total disbursements (%)	1	0	0%
No. of research projects funded	0	0	0
Funds disbursed to support research initiatives	0	0	0
Staff gender equity- proportion of women in total staffing	50	42.9	85.8%

18 Out of the 10 WRM projects funded, 7 of them started implementation in Q3 of FY2019/2020 and thus the low expenditure reported. So far 50% of the funds have been disbursed to these projects.

19 50% of funds have been disbursed to the projects. 3 of the 10 WRM projects have completed implementation of project activities.

20 Most of the projects were completed towards the end of Q3 and in Q4 and thus connection, being a progressive exercise in going on at the moment.

21 This is as per the Water Utilities Financial Sustainability SuWaMA 2020 Report by Aalto University.

22 Based on findings of the Utilities sampled by Aalto University Water Sustainability report

23 The delayed commencement in implementation of sanitation projects registered small number of beneficiaries.

Proportion of staff with disabilities	5	2	40%
CRMs engaged to support project activities	6	6	100%
Proportion of technical staff to total staffing	89	39	44%
Staff trained on project implementation & management	0	0	0%
Project processing efficiency (days)	90	120	67.7%
Red flag alert system operational - % of projects red flagged	0	1	1.92%
WSTF monitoring visits per project	2	2	100%
Knowledge management- Academic articles published on the programme	0	0	0%

Project implementation during the COVID-19 global pandemic

The implementation of projects in all the six counties has been affected by the global pandemic. The first case in Kenya was reported on 13th March, 2020 and subsequently measures to control the spread were rolled out by the Ministry of Health. These measures negatively impacted on the implementation of projects as a small workforce will be required at a time per site. In some sites (Kathwana and Sirimon water projects), skilled staff who are not from within the project area left the sites with the interest of minimizing movement and this delayed completion of these projects.

The reduction of workforce has also affected Sogoo and Entasekera water projects in Narok County. At least there are 4 projects that have been completed and were not impacted negatively by the global pandemic. These are Solio Settlement Scheme Water, Kibunga Kakimiki, Cheptil, Kimng'oror and Nyasare water projects. Implementation of Kimatkei Kipkoil water project in Nandi, Nyaduong C and Nyoprosony in Migori have not been spared too by the global pandemic.

The implementation of water resources management and sanitation projects picked up in quarter 3 and have been greatly affected by this pandemic. A number of activities by WRUAs requires public participation and trainings. Both public participation and trainings have been deferred in Kundos, Sirimon, Loisikut, Mwachiga and Mbuguni WRUA projects as it negates the principles of social distancing and congregation in the fight against COVID-19. The effect will be largely on the duration of implementation and might not affect the overall cost of the project as materials and labour required are locally available.

The cessation of movement in and out of Kwale County literally affected implementation of sanitation projects as most of the contractors come from outside Kwale County and thus were locked out.

The development of Gender and Social Inclusion strategy and guidelines too was affected by the pandemic. WaterFund had started engagement with National Gender and Equality Commission and a roadmap had been drawn with the aim of delivering the strategy and guidelines by June, 2020. The mode of implementation was through workshops between NGECC, WSTF and Counties and this could not happen. This is why the development of GESI strategy and guidelines was not realized according to plan.

Climate proofed infrastructure under the J6P

Climate resilient infrastructure directly and indirectly helps greatly in reducing the infrastructural losses experienced during extreme weather events such as high precipitation and high temperatures. During the implementation of J6P projects in FY2019/2020, a number of projects had this consideration put in place. A case in point

is Solio Settlement Scheme water project whose gravity main pipeline of 225mm diameter and a total length of 3km was laid entirely in Aberdare forest using High Density Polyethylene (HDPE) pipes which is resilient to climate change effects. This will enable Solio Settlement Scheme water project to operate with minimal maintenance, particularly within the HDPE pipeline section.

The changing weather patterns in the country has resulted in extreme events of drought and flooding being witnessed in near short intervals. Flooding of many rivers has destroyed existing intake structures for water supply schemes in the country. This phenomenon informed the design of Entasekera and Kimatkei water supply intakes in Narok and Nandi Counties. The two intakes have been designed and constructed to allow safe passage of flood water without undermining the structure or cutting off the supply.

The high cost of operation and maintenance of many water supply schemes in the Country is due to huge power consumption matched with high non-revenue water. This has rendered a considerable number of schemes non-operational. To ensure this is brought under control, Nyoprosony water supply scheme in Migori County has installed solar powered submersible in Nyamitha borehole. The project is targeting the Olasi area which was not served by the initial investment. There are other projects which were supported in batch 1 of the programme which required similar intervention. These are Sipili and Doldol Loisukut water projects in Laikipia County. The two projects have received intervention from Northern Water Works Development Agency and are currently running on solar powered boreholes.

Analysis of results

Outcome 1: County Capacity Enhanced

During the period under review, the Tharaka Nithi Water prototype bill was subjected to stakeholder participation. Stakeholder's view were in cooperated, the final report prepared, printed and is awaiting to be presented to the Cabinet before reintroduction to the County Assembly while that of Kwale water prototype bill was gazetted and finalized as water law. It is anticipated that the law to be commissioned by end of the current crisis. The Laikipia prototype bill was also presented to the public for participation. The bill has incorporated inputs from public and is awaiting the second reading at the County Assembly

Any organization without any meaningful planning may not realize growth in a positive direction and will significantly affects its operations as far as service delivery is concerned. The County governments of Kwale and Nandi managed to have their County water strategy and County water master plan respectively delivered in the fiscal year under review. This will enable each County to plan well for water development in view of their available water resources. During the same period, the WaterFund's County engagement strategy was also concluded. This strategy will enable WaterFund to engage with the Counties and it's implementing partners in a structured manner.

Outcome 2: Improved Management of Water Resources

WSTF supported WRM projects in Kwale, Laikipia, Migori, Nandi and Narok counties to implement their project activities. The WRM projects are Loisukut and Kibunga Catchment (Level IV) Naroosura, Mbuguni, Kundos, Mbogo valley and Sirimon (Level III), Enosagami, Mwachiga and Tebesi Gwitonyi (Level II). The WRUA projects implemented the following activities in FY2019/2020:

- i) Awareness creation/sensitization on tree planting – Tebesi Gwitonyi

- ii) Inventory of water resources/sources in the area – Tebesi Gwitonyi
- iii) Spring protection – Mbogo valley, Enosagami, Naroosura, Tebesi Gwitonyi
- iv) Establishment of tree nursery – Naroosura
- v) Riparian marking and pegging – Naroosura and Enosagami WRUAs
- vi) SCMP review - Enosagami WRUA
- vii) Rain water harvesting tanks – Enosagami, Kundos and Mbogo valley WRUAs
- viii) Replacement of eucalyptus trees with indigenous trees along Tebesi River - Tebesi Gwitonyi
- ix) Pollution survey, Gabions and terraces construction - Tebesi Gwitonyi WRUA
- x) Construction of 9 communal water points and 9 cattle troughs - Naroosura WRUA
- xi) Flood management training and water resources assessment – Loisukut WRUA
- xii) Abstraction survey – Sirimon WRUA
- xiii) Design of spring protection and water pan – Mwachiga and Mbuguni WRUAs

Eucalyptus saligna trees commonly known as blue gum have been found to deplete available water resources, reduce soil fertility and are generally bad for biodiversity conservation (FAO, 1998; Sunder, 1995; FAO, 2009). This has informed the decision to reduce or replace them in areas close to the water sources, particularly along the riparian zone of a river or a wetland. Tebesi Gwitonyi WRUA identified the impact of blue gum trees on Tebesi River riparian and as one of their activities, the WRUA made a decision to replace them with indigenous and water friendly trees. The outcome of this activity will be realized in future.

Tree nurseries have been established with the aim of nurturing tree seedlings of various species that will be planted within the water sources/watersheds or within individual farms for purposes of increasing forest cover and restoration of natural forests. Naroosura WRUA has established a tree nursery of 4,000 tree seedlings, majority of which are indigenous trees that will be planted in the protected catchments, institutions and in individual farms within the catchment. The focus of the WRUA is not only to improve the tree cover, but to ensure that the restoration of protected areas is achieved and with the right species of trees planted.

Protection of existing water sources, particularly the springs through fencing, tree planting and construction of infrastructure that will ease access to water goes a long way in ensuring the yield from the springs is maintained optimally. Further assurance in the quantity, the quality of the spring water will be guaranteed as pollution will have been controlled. Magama spring that was protected by Tebesi Gwitonyi WRUA is able to serve up to 600 families (households), particularly during the dry season.

Naroosura WRUA has managed to protect 6 No. Springs within their sub catchment which includes the source of water for Entasekera water project in Narok County. The protected springs are the main water sources for approximately 18,000 people and close to 100,000 livestock (cattle, goats, sheep and donkeys). It's worth noting that Naroosura sub-catchment falls within a semi-arid area of Narok County and springs are the major sources of water for the area residents. A total of 1,650 people are benefitting from the 10 protected springs by Mbogo Valley WRUA in Nandi County.

In order to understand the water resources potential in the catchment, Tebesi Gwitonyi WRUA carried out inventory of all water sources within their sub catchment. Documentation of this information will allow them to have a proper plan that will dictate the allocation of water to a segment of the population/users within the catchment. It will also mean that any planning and development that requires the

use of water should be able to take into account the competing uses of water based on the water allocation plan that the WRUA will be able to develop.

The per capita water availability in Kenya is declining with time despite growth in population, destruction of water catchments and climate change. This calls for concerted effort by stakeholders to reverse this worrying trend and work towards having a water sufficient Country. To achieve this, increased water storage using various technologies will be applied including rain water harvesting and construction of water pans and dams. Enosagami, Kundos and Mbogo Valley WRUAs managed to install 31 No Rainwater harvesting tanks of 10m³ each in various institutions (11 No, 10 No and 10 No respectively). This means that close to 10,981 students and teachers in these institutions will be able to benefit from this and thus improved hygiene in their respective institutions.

The effects of soil erosion go beyond the loss of fertile land and it leads to increased pollution and sedimentation in streams and rivers, clogging of waterways and causes declines in fish and other species. Degraded lands are poor in water retention with increased risk during flooding especially the downstream ends of a waterway/river. Management of soil erosion is not a one off event but a deliberate and multifaceted approach that includes construction of gabions and terraces, tree planting and general control of land use practices.

In this regard, Tebesi Gwitonyi identified the leading sources of sediments into Tebesi River in Migori County. As a start-up activity, the WRUA constructed two gabions to control sediments flow into Tebesi River. This approach as proposed by the WRUA for implement will be complimented by other approaches to control erosion. Farming activities in the area also contributes into this phenomena and thus better farming practices are recommended. The WRUA carried out demonstration by constructing two terraces on some farms that were identified to be contributing to sediment loads in the river. This event was attended by several farmers to learn on the importance of soil conservation and good farming practices in soil erosion control.

The element of spring protection by Naroosura WRUA necessitated construction of communal water points, both for human populace and livestock. Without these identified structures, the protected springs will not last for long as expected. The WRUA managed to construct 9 communal water points (draw points and cattle troughs).

Understanding the available water resources, the state of the resource in terms of quality and quantity and the source of these resource is key in planning for development. There are various competing uses of water and each of these has a right to the limited resource, therefore water allocation plan developed upon assessment of available resources takes into account each user. The quality and quantity of these resources can be understood better by carrying out pollution and abstraction survey. These activities were taken as a priority by Loisukut, Sirimon and Tebesi Gwitonyi WRUAs in Laikipia and Migori Counties respectively.

Outcome 3: Sustainable Access to Water Services

WaterFund supported 14 water projects across the six counties as follows; Majimboni Muungano in Kwale, Kibunga Kakimiki and Kathwana water projects in Tharaka Nithi, Solio and Sirimon water projects in Laikipia, Entasekera and Sogoo water projects in Narok, Cheptil dam, Lelmokwo, Kimng'oror and Kimatkei Kipkoil water projects in Nandi, Nyasare, Nyaduong C and Nyoprosony in Migori County.

At the end of the fiscal year, 6 of these projects were substantially complete, whereas 8 of them are under construction with 3 at advance stages (close to 100% completion). Lelmokwo water project in Nandi County was completed but the structures at the original source of water for the project were demolished to pave way for construction of another project that is aimed at supplying water to Eldoret town in Usain Gishu County. However, Lelmokwo project will benefit from the project by getting an additional 2,500m³ of water per day according to plan of the new project. An alternative source of water for the project has been identified and Rift Valley Water Works Development Agency (RVWWDA) has taken up the responsibility of ensuring the project is funded to completion.

The six projects which are substantially complete have embarked on improving their connections and as at the end of the period under review, a total of **329** connections had been realized, where 312 are individual connections and 17 are communal water points. These translates to a total of 2,185 beneficiaries and 250 livestock, particularly in Entasekera water project of Narok County.

During the second quarter of the financial year, it was reported that 6 batch I projects had stopped operation due to various challenges in Kwale, Migori and Nandi counties. Out of these six projects, two have resumed operations in the course of the fiscal year. These projects are:

- i) Rongo Riosiri water project, Migori County: The project is back in operation upon agreement with Kenya Power Company on payment of outstanding electricity bill.
- ii) Uriri water project, Migori County: The project is back in operation after repairs on the main line from the source (spring). However, The Utility is yet to repair or replace the broken pump. This therefore means about 50% of the project is operational at the moment.

The other 4 projects remain non-operational. These projects are:

- i) Panama Shimoni Water Project: Stopped operations due to failure of the pump. This has not been in operation since February, 2019.
- ii) Nyoprosony water project, Migori County: The pump broke down in April, 2019 and since then, the project has not been operational.
- iii) Kegonga Water Project, Migori County: The project has not been operational for about 1 year due to damage of the rising main by road constructors and non-payment of electricity bills.
- iv) Kobujoi water project, Nandi County: The project has not been operational since December, 2019 due to mechanical problem of the pump. This was identified to support through COVID-19 response to alleviate the element of water tracking.

WaterFund carried out sustainability assessment of each of the projects funded under batch I. This will inform the sustainability strategies that will be deployed to ensure all the projects funded under the programme remain in operation. It is important to note that one of the outputs of the programme is to have Water Utilities which are sustainable and creditworthy.

WaterFund is developing sustainability measures for the projects which have been identified to be lacking strategies for growth. This started with assessment of all projects completed and their operational status as well as capacity of the respective operation and management team. Among the proposed measures are:

- i) Continuation of KEWI graduates support,
- ii) Continued capacity building,

- iii) Engagement of Capacity Development Technical advisor
- iv) Continuous support by CRMS and County Resident Engineers.

Impact of the Resident Engineers

WaterFund engaged County Resident Engineers to supervise implementation of projects in five of the six counties where implementation was intense. This has improved the delivery time of projects as technical decisions were made promptly and WaterFund advice accordingly on the action to be taken. It is worth noting that some designs required review prior to implementation due to prevailing ground conditions. The designs in one way or the other required to be adjusted so as to suit the existing ground conditions, and ensure that the quantities provided and bid amounts were not exceeded and that the Contractor was not delayed.

The REs have been immensely useful in the approval of the setting out of works, quality control of materials and workmanship throughout the Project Implementation Phase. The REs kept the Contractors in check at all times.

The REs have been administering the technical progress of the project and arrange for monthly progress site meetings where all stakeholder representatives are brought on board to discuss the progress and issues affecting the projects. The RE reviews the measurements of work done before certification for the Contractor to be paid. Overall, the REs also ensure that projects adhere to all plans and regulations and that safety measures are appropriately taken.

WSTF envisages to follow on these registered successes by recruiting resident engineers on project basis to other counties in the country.

Impact of KEWI Interns on Rural Water Utilities

The KEWI-WSTF Internship programme funded under the Joint 6 Programme that commenced in the 1st quarter of FY 2019/2020 has recorded positive outputs, impacts and the outcomes would be beneficial to the Utilities and communities in the long-run.

Initially, the interns were engaged on a six months' contract and upon evaluation of performance, those whose performance were considered satisfactory had their contracts renewed for a further 6 months. During the period of engagement, the programme has achieved the following: **Increase in revenue** realized by the utilities as a result of improvement in billing and payment follow-ups due to improved capacity of the utility; **reduction in non-revenue water** due to metering of consumers and efficient operation and maintenance of infrastructure.

In addition, the utilities have recorded **improved service delivery** resulting from efficient record keeping with support of the interns. The in-house training the interns are providing to the utilities have not only improved the technical capacities but also supported in aspects such as customer service.

In return, the interns have gained valuable experience as they are exposed more to the practical aspects of their training under the mentorship of experienced experts with some already absorbed as employees with more expected to secure employment placement in the various utilities.

Water Utilities Financial Sustainability Action Plans

During the period under review, the WaterFund in collaboration with Aalto University of Finland under the exchange project which is part of the Sustainable Global Technologies Studio course by the Aalto School of Engineering, supported sampled water utilities in the Counties of Nandi, Tharaka Nithi and Laikipia to develop Five-year financial sustainability action plans. These plans were developed through consultative process involving water utilities management, customers, WaterFund and Counties and Aalto University Students under the leadership of course mentor.

The action plans were then translated into booklets and posters for easier interpretation and implementation, these plans are expected to support utilities in achieving their short term, medium term and long term financial sustainability thus becoming self-reliant. As part of the implementation of sustainability approach for the J6P programme, the continuation of the KEWI graduates programme will ensure that the graduate support the utilities in replication and implementation of these plans.

Outcome 4: Improved Sanitation Services Access

WaterFund continued to support implementation of institutional sanitation through water utilities in the six counties. In FY 2019/2020, the Fund started implementation of 21 Sanitation contracts in 25 Public institutions and 2 Public sanitation facilities in Chogoria and Kilgoris market centres. Upon completion of these projects, it is expected that up to 7,450 people will benefit from improved sanitation facilities in various institutions and public places. During the year, implementation of sanitation projects in 19 institutions and one public sanitation facility kicked off. Three institutional sanitation projects were completed adding a total of 480 beneficiaries. Implementation in other institutions and 1 public sanitation facility (PSF) is in progress. Construction of Kilgoris PSF was completed within the fiscal year, however the project is yet to be operational as the Utility is yet to identify the operator.

The programme has a target of realising 400 Open Defecation Free (ODF) villages at the end of implementation. To date, 295 villages have been triggered out of which **230 villages with a total population of 138,569** have been claimed. During the reporting period 208 villages were declared ODF. The total population reached with improved household **sanitation access during the reporting period is 125,315**. This means that all the 208 villages have each and every homestead with a basic sanitation facility comprising of a pit latrine and handwashing facility.

The Programme also held a CLTS review workshop in December, 2019 to discuss the progress, success registered so far and the challenges facing CLTS implementation. The invited participants included the County Public Health Officers, Sub county Public Health Officers from where J6P-CLTS is being implemented and Water Service Providers representatives. A total of 54 participants (43 males and 11 females) attended the meeting alongside WSTF programme staff and Chief Technical Advisor.

Outcome 5: Water Services Trust Fund's capacity

Enhanced capacity of WSTF to fulfil its mandate, particularly to manage fiduciary risk will be realized under this component. The engagement of CRMS has improved communication between the Fund and the implementing partners, ensuring that decision making is efficient. The CRMs are also representing WSTF at the County level sector engagements hence raising the profile of the Fund at the County level. This has improved the level of understanding of the WSTF operations resulting in increased political and technical support to the WSTF programmes. The value of project level

audit issues has considerably reduced to less than 3% due to timely implementation support and financial advice by the CRMs to the implementing partners. Coordination of field level activities has also been enhanced due to the active involvement of the CRMs.

In addition to managing fiduciary risk, Audit exercise of WSTF programmes took place in the year under review and the report shared with all stakeholders. The findings of the Audit of FY 2019/2020 are elaborated in the chapter under Audit and Risk in this report. During the third quarter of FY2019/2020, external audit was carried out by KPMG Finland and a report shared with the stakeholders.

The reported audit issue in Tharaka Nithi County involving the improper use of project funds meant for Water bill process is under review with the incident having been reported to the Directorate of criminal Investigation and Ethics and Anti-Corruption Commission (EACC) for action. WaterFund Audit team carried out audit review and shared the same with Nithi Water and Sanitation Company Limited and the County Government for response. The Water Utility, which is the custodian of funds in question gave an undertaking to repay the questioned amount as they address their internal issues regarding the same. This audit issue affected all the projects being implemented by the Water Utility. In order to ensure this is brought to a logical conclusion, the CRM, as part of his responsibility has been tasked to report on the progress regularly.

Risks and Mitigation Measures

The risks and mitigation measures that were experienced during the reporting period are summarized in the table below.

Table 11: J6P Programme risks and mitigation measures

No.	Risk	Mitigation measures
1.	Effect of COVID-19 on implementation of projects.	The implementing partners to work closely with the RE and Contractors in ensuring that the best strategy is deployed in implementing the projects as they observe MoH guidelines on control of the disease.
2.	Sustainability of implemented projects	Sustainability strategies are being developed by WaterFund with a view of having these projects supported in entrenching good sustainability strategies.

Key implementation challenges

The following are the key implementation challenges and the adaptive measures

Table 12: Implementation challenges of J6P programme

No.	KEY ISSUES	ADAPTIVE MEASURES
i)	Slow response by counties in enactment of county water legislation.	County executives encouraged to engage County assemblies in ensuring the laws are enacted within the stipulated period.
ii)	Development of GESI strategy and guidelines.	WaterFund to re-engage with National Gender and Equality Commission and review the roadmap drawn on delivering GESI strategy and guidelines.

Lessons Learnt

In the course of the implementation of the programme, the following are lessons learnt;

- i) Engagement of a procurement consultant was pivotal in ensuring that Water Utilities adhere to procurement procedures and regulations at all times.
- ii) Timely project supervision by qualified engineer(s) to avoid approval delays and improper implementation of works by WUs.
- iii) Advance contribution by counties to projects will reduce unnecessary delays.
- iv) Capacity of both WUs and WRUAs need to be enhanced to enable them manage and operate the completed works to ensure sustainability.

Ending Drought Emergencies: Climate Proofed Infrastructure for Improved Water Supply and Sanitation in ASAL areas (EDE-CPIRA)

Introduction and Programme Background

The EDE-Climate Proofed Infrastructure Programme is financed under the 11th European Development Fund under the action title "Ending Drought Emergencies: Climate proofed infrastructure for improved access to water supply and sanitation in arid and semi-arid lands". The Programme is being implemented under the National Common Programme Framework, Ending Drought Emergencies, Pillar II and targets 8 counties namely; Kilifi, Taita Taveta, Samburu, Mandera, Kitui, West Pokot, Baringo and Kajiado Counties. The programme initial duration started from date of signing in December 2017 for 55months, until the year 2022.

In the month of December 2019, WaterFund received an addendum no. 2 to the financing agreement which provided changes in technical and administrative provisions (TAPS) and extension of execution period starting from the initial date of signing of December 2016 and to end 102 months from this date. The effective Programme duration will be December 2016 to June 2025. The implementation phase is fixed at 84 months.

The total Programme funding is EUR 27,100,000 which comprises of:

- Europe Union funding: EUR 20,000,000 (70.91%)
- National Government: EUR 4,000,000 (16.4%)
- County Government Contribution: EUR 3,100,000 (12.7%)

The Programme has four key result areas namely:

Result 1: Communities in ASALs have improved access to water supply and sanitation services

Result 2: Sustainable management of Water Resources in ASALs is improved

Result 3: Public Private Community Partnerships implemented in the water provision in ASAL.

Result 4: Reduced COVID-19 disease incidence and associated socio-economic effects

The fourth key result area has been added after the emergency of COVID 19.

The table below provides a highlight of the programme key statistics and overall cumulative achievements up to the end of the FY 2019/2020 since inception.

Table 13: EDE CPIRA Key Statistics and Cumulative Achievements

Implementation Period	December 2017 to December 2025		
Programme Budget (Kshs.)	3 Billion		
Receipts to Date (Kshs)	401.76 Million		
Disbursements to Date (Kshs)	23.29 Million		
Indicators	Targets	Cumulative Achievement	% Achievement
Specific Objectives: The deficit of climate- proofed water supply and sanitation infrastructures and their maintenance is identified, planned and progressively addressed in a coordinated and comprehensive manner at national, county and community level.			
Proportion of population using an improved drinking water source an improved sanitation facility within targeted counties.	362,000	0	0
Result 1: The communities in ASALs have improved access to water supply and sanitation services			
1.1 No. of Climate- proofed medium sized water projects completed in compliance to approved and agreed upon standards.	24	0	0
1.2 No of villages which attain Open Defecation Free (ODF) status.	36	0	0
1.3 No of Public Sanitation Facilities financed	36	6	17
Result 2: Sustainable management of Water Resources in ASALs is improved			
2.1 No. of climate proofed water resources infrastructure projects completed to manage and restore water catchments to sustain water availability based on SCMPs.	20	0	0
Result 3: Public Private Community Partnerships (PPCPs) are implemented in the water provision in ASAL* Subject to confirmation with SNV			
3.1 No of ASAL County Governments / WSPs adopting PPPs in water sector	8	0	0
3.2 No of water projects managed by Private Operators by 2020	16	0	0
Result 4: Reduced COVID-19 disease incidence and associated socio-economic indicators			
Objective: No. of people reached with improved access to water services under the COVID-19 Emergency response programme.	>2,000	0	0
4.1: No. of projects rehabilitated in the target counties	4	0	0
4.2: No. of additional distribution systems developed in the target counties under the emergency programme	4	0	0
4.3: Additional storage capacity developed under the emergency programme (M3)	320	0	0
4.4: No. of Hygiene Promotion and disinfection actions undertaken in hotspots	16	0	0
4.5: No. of Hygiene sensitisation actions undertaken under the programme	16	0	0
4.6: No. of Emergency COVID-19 WASH Teams supported in the target counties	48	0	in

- i) WaterFund has also received Eight WRUA proposals from Water Resources Authority which have since been appraised ready for financing.
- ii) European Union Delegation to Kenya has undertaken two trainings to the EDE CPIRA Programme team on the programme objectives on 15th November 2019 and Grants and contracts, held on 27th February, 2020.
- iii) WaterFund has also participated in the following Conferences, trainings and Congresses;
 - 1st ASAL Conference in 2018, Kajiado County

- Devolution Conference from 4th -8th March, 2019
- EU funding conditions and familiarization on the PRAG guidelines.
- 2nd ASAL conference at Mada Hotel, Amboseli, Kajiado County in 2019.
- 3rd Kenya Science Journalists Congress in Mombasa from 18th to 20th November 2019. This Congress was hosted by the Media for Environment, Science, Health and Agriculture (MESHA).

Annual Finance Report

During the financial year, a total of **Ksh 391,825,236.59** was available for supporting the programme activities. A total of **Ksh 85,888,758** was expended during the financial year hence the overall funds absorption stands at 21.9% based on accruals. A total of Kshs **30,338,836.10** was earned as an interest during the financial year. Details of the expenditures are as detailed in the following figure:

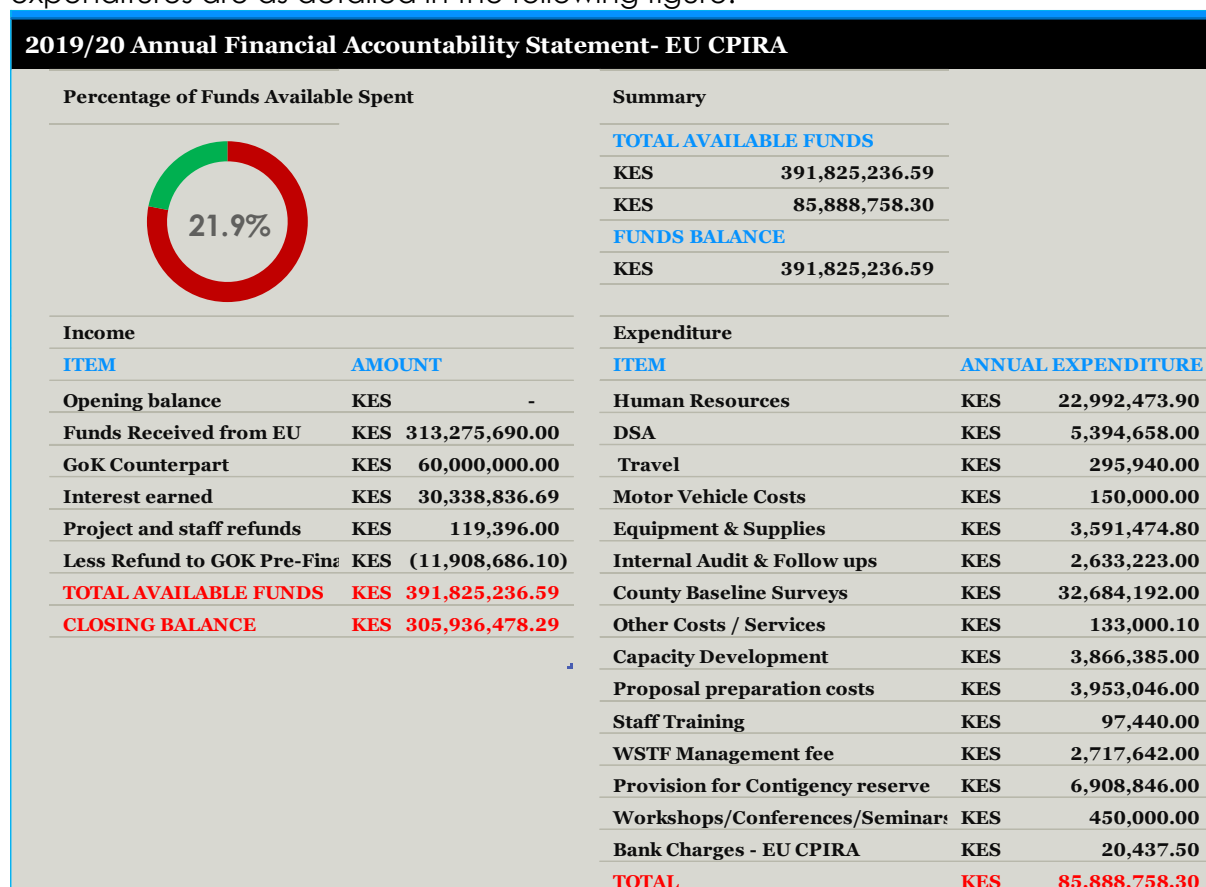


Figure 10: EU CPIRA Annual Funds accountability statement

Annual Programme Achievements

The table below highlights the key achievements made under the programme during the financial year under review:

Table 14: EDE CPIRA 2019/20 achievements

Implementation Period	December 2017 to December 2025			
Programme Annual Budget (Kshs.)	744 Million			
Amount available to spend (Kshs)	391,825,236.59			
Expenditure during the year (Kshs)	85,888,758.30			
Balance at the end of the year (Kshs)	305,936,478			
Indicators	Target	Achievements	% Achievement	Remarks
Result 1: The communities in ASALs have improved access to water supply and sanitation services				
No. of Climate-proofed medium sized water projects financed	8	8	100	
No. of designs developed for the climate proofed water projects	8	8	100	
No. of designs reviewed for the climate proofed water projects	8	2	25	There was a delay in submission of the reviewed designs occasioned by COVID 19 cessation of movement
No. of CLTS Project proposals developed and appraised	8	8	100	
No. CLTS Project financed	8	6	75	
No. of PSF Projects proposals developed and appraised	8	8	100	
No. of PSF Projects Financing Agreements signed	8	8	100	
No. of PSF Projects Financed	8	6	75	
Cash contribution from County Governments as part of Counterpart contribution.	87M	78M	90	
Result 2: Sustainable management of Water Resources in ASALs is improved				
No. of WRUA Proposals developed and appraised	8	8	100	
No. of WRUA Projects financed	8	0	0	Board paper developed awaiting Board approval.
Result 3: Capacity development of sub grantees				
3.1 No. of Implementing Partners trained on Proposal development	8	8	100	
3.1 No. of Implementing Partners trained on Pre-Implementation procedures	8	8	100	
3.3 No. of baseline surveys undertaken	8	8	100	
3.4 No. of CRMs/REs supporting programme implementation	8	8	100	
Result 3: Public Private Community Partnerships (PPCPs) are implemented in the water provision in ASAL				
3.1 No of ASAL County Governments / WSPs adopting PPPs in water sector	0	0	0	

3.2 No of water projects managed by Private Operators by 2020	0	0	0	
Result 4: Reduced COVID 19 disease incidence and associated socio-economic				
No of COVID 19 Proposals received and reviewed	4	4	100	
No. of COVID 19 Projects financed	4	4	100	
No. of Emergency COVID WASH Teams supported in the target counties	4	4	100	
Monitoring of the 4No COVID 19 Projects	4	3	75	

Analysis of Results

Result 1: The communities in ASALs have improved access to water supply and sanitation services

- i) Baseline survey conducted for the 8 Counties to determining the pre-investment indicators that act as a benchmark for the programme. The baseline survey was also to support in updating the logical framework of the programme.
- ii) Proposal development training conducted for the eight (8) Implementing Partners on quality proposals and programme expectations. This was to support the Implementing Partners to develop quality proposals while at the same time adhering to the programme's and WaterFund expectations.
- iii) A total 24 No. Proposals received, appraised and financial agreements signed with the 8 implementing partners for the medium sized climate proofed water projects, Public Sanitation Facility projects and Community Led Total Sanitation Projects. This was done in order to identify the needy areas for interventions for the Water and Sanitation Projects hence increasing the number of people accessing these services and reducing their risks to the climate change. Eight Climate Proofed medium sized water project design/feasibility reports were developed by the Counties. These project designs were subjected to review so as to ensure soundness and adherence to engineering principles/ quality standards and also to ensure that they are climate proofed.
- iv) A consultant was engaged to undertake a Resettlement Action Plan (RAP) for the Endau Ilimukuyu Dam and Water Project in Kitui County. The RAP is to help in proper planning, relocation and compensation of the project affected persons paving way for the construction of the dam.
- v) Pre-implementation training was held for the eight (8) Implementing Partners. The main objective of the training was to ensure that the Implementing partners (IP) have a deeper understand of the programme's expected operating procedures in terms of procurement, contracting, implementation and financial management. This is was undertaken so as to improve to improve the IPs capacity to adhere to the operating procedures that results into timely and quality deliverables.
- vi) Follow ups with the Counties for 13% County Contributions were done throughout the year through constant communications from the head office and County Resident Monitors to the concerned parties. As a result, a total of Kshs **78,344,479.40** has been obtained and deposited in the respective project accounts as counterpart county contributions. The table below shows County contributions;

Table 15: EDE CPIRA County contributions

No	County	Water Projects Amount (Kshs)	PSF Projects Amount (Kshs)	CLTS Projects Amount (Kshs)	Total Contributions (Kshs)
1	Kitui	9,565,889.00	752,614.00	112,945.00	10,431,448.00
2	Kilifi	13,029,258.10	764,339.30	77,064.00	13,870,661.40
3	Taita Taveta	11,520,095.00	0	0	11,520,095.00
4	West Pokot	10,000,000.00	0	0	10,000,000.00
5	Kajiado	0	702,717.00	70,330.00	773,047.00
6	Mandera	10,089,416.00	767,286.00	79,298.00	10,936,000.00
7	Samburu	10,116,388.00	769,130.00	79,586.00	10,965,104.00
8	Baringo	9,017,576.00	743,318.00	87,230.00	9,848,124.00
	TOTAL	73,338,622.10	4,499,404.30	506,453.00	78,344,479.40

This is to support in realization of the 13 percent contributions in the overall programme budget.

Result 2: Sustainable management of Water Resources in ASALs is improved

WaterFund received Eight WRUA Proposals from Water Resources Authority. The Eight Proposals were appraised and a board financing paper developed waiting for Board's approval. The WRUA Projects is expected to increase the quality and quantity of Water Resources and at the same time support in the conservation of the environment.

Result 3: Public Private Community Partnerships (PPCPs) are implemented in the water provision in ASAL

During the pre-implementation workshop held in Mombasa, SNV shared with the Implementing Partners from Kajiado, Kitui, Taita Taveta and Kilifi on the PPCPs' component expectations. The main highlight of this session was;

- i) The characteristics of the PPDA Act , The Privatizations Act and PPP Act
- ii) SNVs' experiences in implementing management models and private sector partnerships with community managed water systems
- iii) Public Private Community Partnership models – delegated management, outsourcing of service delivery by the water users association to a private company, professionalization of services of a water users association
- iv) How to get involved in implementing a PPCP model

SNV also undertook field assessments in Kilifi, Kajiado and Samburu Counties. SNV has signed memorandum of understanding with Kitui and Samburu Counties to identify projects and support the implementation of PPCPs in these Counties. SNV is currently in the stages of formulating business continuity activities to engage the 8 counties in consideration of the current COVID-19 restrictions. WaterFund had an inception meeting with the SNV team in February 2020 to familiarise with the programme expectations from each partner.

Result 4: Reduced COVID 19 disease incidence and associated socio-economic

A concept note was developed and approved by the European Union in response to ongoing Corona Virus Pandemic with an aim of reducing incidences of COVID-19 infections in the country through improved access to water supply and handwashing facilities. Four (4) Proposals were received, reviewed and approved from four Counties of Kilifi, Kitui, Mandera and Kajiado. A total budget of approximately Kshs 28.3Million was allocated to reach out to 42,600 people. Kshs 12.8Million has been disbursed to enhance access to safe water and improved hygiene thereby reducing incidence and deaths from COVID 19 in the four targeted Counties. The Counties

have established WASH COVID 19 teams comprising of officers from Public Health department, department of Water and the Water Utility to sensitize/train the community members on COVID 19 mitigation/ containment measures.

EU-CPIRA Programme risks and mitigation measures

Table 16: EU-CPIRA Programme risks and mitigation measures

NO.	RISK	MITIGATION MEASURES
1.	Inadequate capacity of the implementing partners to implement large scale projects.	<ul style="list-style-type: none"> i) Design Review consultants were engaged to review the designs for the proposed medium sized climate proofed water projects. ii) A Resettlement Action Plan (RAP) Consultant was also engaged to support in the development of the RAP for Endau Ilimukuyu Water and Dam Project in Kitui County. iii) 8 No CRMs have been deployed to support the Counties in the implementation of the programme. iv) 4 No Resident Engineers will be employed to support in the implementation of the medium sized climate proofed water projects.

Key implementation challenges

The following are the key implementation challenges and the adaptive measures during this financial year.

NO	KEY ISSUES	ADAPTIVE MEASURES
1.	Delay in disbursement of the 13% County Contributions.	The 1 st disbursement from WaterFund depended on the disbursement of 13% from the Counties. Most County contributions delayed and only came in at the tail end of the financial year apart from Mandera and Kitui Counties. This can be attributed to continuous follow ups and lobbying by WaterFund.
2.	Several Leadership Changes in the Counties and WSPs.	Sustained engagement and information sharing with the new teams. Continuous Capacity strengthening of the Counties and the WSPs on key areas in the implementation of these projects. Implementation of the County Engagement Strategy
3.	COVID-19 Pandemic	COVID-19 pandemic has resulted into project activities delays due to the cessation of movement that was imposed by the government. WaterFund and Implementing Partners have devised strategies in line with the directives of the Ministry of Health Protocols on containment measures of COVID-19 to mitigate against further projects implementation delays.

Lessons Learnt

- i) **Development of quality designs:** In order to avoid delays in key project start up activities such as submission of bankable proposals and quality designs due to limited capacity of from the Implementing Partners. It is proposed that design consultants be engaged from the onset to support in proposal development and quality designs. This will safeguard the quality of the projects/ designs from the IPs instead of engaging the WSPs/ Counties to undertake the designs and then be reviewed by design review consultants.
- ii) **County Contribution to Water Resources Management Component:** Borrowing from the experience from other WSTF programmes such as the J6P programme, WRM is not a devolved function hence are not provided for in the County Integrated Development plan (CIDP) making it a challenge for the Counties to contribute to provide counterpart funding for the WRM component.

WSTF therefore proposes that this activity be wholly provided for from the programme budget.

- iii) **COVID 19 Pandemic:** Due to the emergence of COVID-19 Virus and socio-economic impact on the communities, WaterFund developed a COVID-19 Emergency Response proposal to the European Union for an emergency response programme which was adopted as the fourth key result area. This emergency programme targets 4 No. Counties which were the very first ones to be affected by the Pandemic. Based on the concept, WaterFund has replicated the emergency response programme to other COVID-19 response programmes.

Green Growth and Employment Programme

Introduction and Programme Background

WaterFund under the support of the Governments of Kenya and Denmark is implementing the Green Growth and Employment Programme to support access to and management of water resources in the Arid and Semi-Arid Lands. The operating framework of its implementation is detailed in the bilateral agreement between the Danish Ministry of Foreign Affairs and WSTF in a development engagement that entered into force on 1st July 2016. The expected outcome of the programme is enhanced water resource management and investments in selected counties for improved and sustained access by communities and households to water and sanitation for their domestic and productive needs.

The programme aims to achieve its objectives through the following components:

Output 1: ASAL counties capacity and engagement in water related planning improved

Output 2: Water and sanitation access and deficit in the ASAL addressed

Output 3: Sustainable and community based management of water resources improved

Output 4: Improved capacity of and engagement by implementing agents (WRUAs, CBOs, and Water Services Providers) for planning and efficient water service delivery

Output 5: Enhanced experience for promoting public private partnerships in water provision in the ASALs

Output 6: Strengthened institutional performance of WSTF

The table below provides a highlight of the programme key statistics and overall cumulative achievements up to the end of the FY 2019/2020 since inception. The detailed analysis of the cumulative achievements is provided in the annexes.

Table 17: GGEP key statistics and cumulative achievements

Implementation Period	July 2016 to December 2020		
Programme Budget (Ksh)	975 Million		
Receipts to date	845.8 Million		
Amount available for disbursement/utilization	509.1 Million		
Disbursements during the year	256.8 Million		
Balance at the end of the year - Cash	233.7 Million		
Key Results	Cumulative Target	Cumulative Achievements	% Achievement
Overall Outcomes			
Increase in number of households with sustained coverage from improved water services in eight ASAL counties as a result of the DED	30,000	15,940	53.1²⁴%
Increase in number of households with sustained coverage from improved sanitation services in eight ASAL counties as a result of the DED ²⁵	4,000	310	7.8²⁶%
Increase in area implemented under improved water resources management planning (as SCMP or other water and range management arrangements) in the eight targeted ASAL counties as a result of the DED	7,000	12,725	181.8²⁷%
Component 1: County Capacity Enhanced			
Number of Counties effectively using water and sanitation data for planning and for performing their regulatory functions.	8	8	100%
Number of Counties with an effective water sector legislative and policy formulation framework to support effective planning and implementation.	3	0	0%
Component 2: Water and sanitation access and deficit in the ASALs addressed including those in refugee impacted ASAL areas			
Increase in number of households with water services from WaterFund in this engagement in the eight ASAL countries.	30,000	14,152	47.2%
Increase in number of households with sanitation services from WaterFund in this engagement in the eight ASAL countries.	4,000	310	7.8%
Average Sustainability Index of the WaterFund supported investments in the 8 target counties:	70%	53	53
% of facilities funded through the engagement that are climate proofed and mainstreaming green approaches.	80%	100²⁸%	100%
% of targeted households in programme counties are expressing satisfaction with the water and/or sanitation services	0	53.1%	53.1²⁹%
Number of HHs reached with temporary emergency water supply under the DERP (Drought Emergency Response Programme): i.e. water trucking.	0	1,788	100%
Component 3: Sustainable and community based management of water resources improved			

24 3No. DERP completed projects & 3 GGEP projects provide this population reached.

25 23 Water and sanitation projects have received funding from WaterFund.

26 5 sanitation projects have been completed in this year in Lamu, Mandera and Turkana Counties.

27 4 conservancies and 16 WRUA projects are implementing sand dams and water pans for storage.

28 23No. water and sanitation projects are climate proofed and using green technologies.

29 Percentage of households currently benefitting.

Number of WRUAs, Community Conservancies or other community based natural resource management organisations reporting improved natural resource management from partnering with WaterFund, and/or able to move to the next (higher) level of funding for NRM.	27	32	118.5%
Increase in volume of total water storage capacity from the WaterFund investments.	0m ³³⁰	246,170m ³	100%
Increase in area with improved water resources management planning including SCMPs in WRUAs, range management in the eight targeted ASAL counties	7,000km ²	12,725km ²	100%
Component 4: Capacity of implementing Agents improved			
Number of WRUAs/CBNRM organisations that have successfully implemented their WRUA projects under this engagement.	27	15 ³¹	55.6%
The number of WUs/WSPs that have successfully implemented all their county water and sanitation projects under this engagement (and number of projects).	21	6	28.6% ³²
The number of CBOs running water facilities implemented through projects in this DED that achieve satisfactory sustainability.	3	1 ³³	33.3%
Component 5: Experience generated from PPCP in Water Provision in ASALs			
Number of Public-Private-Community Partnership management approaches piloted in the target counties.	2	0	0%
Component 6: Strengthened institutional performance of WaterFund			
Proportion of WaterFund supported investments mapped and managed in an effective management information system (%).	100%	0	0% ³⁴
WaterFund capacity to support project identification, implementation support and monitoring is improved. Percentage change in WaterFund CAI	51	51	100%
Proportion of questioned costs funded through the DED against total DED investments.	>10	1%	1% ³⁵

Annual Finance Report

During the FY 2019/2020, a total of Ksh 649,924,738.10 (Ksh 137,897,153.64 as opening balance, Ksh 509,150,000.00 as disbursement from DANIDA and Ksh 2,877,584.46 being interest earned) was available for supporting the programme activities. A total of Ksh 264,019,287.75 was expended during the year. Direct investments to water and sanitation projects was Ksh 221,320,029 whereas Ksh 58,205,861.07 was disbursed to water resource management projects inclusive of WRA fees. The overall funds absorption of 40.6% based on accruals. Details of the expenditures are as detailed in figure below.

30 Final DED excluded this as one of the targets.

31 15No. Completed WRM projects - 12No. Level 1, 2No. Level 2 and 1No. Level 3 WRUAs.

32 3No. DERP & 3 GGEP projects that beneficiaries currently have access to water and sanitation services in Lamu and Mandera counties.

33 Turkana water and sanitation projects are being implemented by CBOs. Namoru Akwan beneficiaries have access to water & sanitation services.

34 GGEP projects will be sampled in the next JAOME exercise.

35 1No. WRUA projects has questioned costs of Ksh 99,290 out of a total expenditure of Ksh 8,625,555.

2019/20 Annual Summary Financial Accountability Statement- GGEP Programme



Figure 11: Funds Accountability Statement- GGEP

The low rate of absorption is attributed to the following;

- i) Limited technical support by County and IPs staff especially in Tana River and Turkana counties.
- ii) Change of Implementing Partners due to lack of capacity on the original selected IPs by the County in the case of Marsabit County.
- iii) Poor procurement and technical support from WRA during implementation of WRUA projects. This has affected subsequent disbursements to the Level 2, 3 and 4 WRUAs.

Annual Programme Achievements

The following table provides an overview of GGEP achievements during the year:

Table 18: GGEP Programme Annual Achievements

Implementation Period	1 st July, 2019 to 30 th June, 2020		
Programme Annual Budget (Ksh)	584.9 Million		
Funds Available for Investments	649.9 Million		
Expenditure during the year	256.8 Million		
Key Results	Cumulative Target	Annual Achievements	% Achievement
Overall Outcomes			
Increase in number of households with sustained coverage from improved water services in eight ASAL counties as a result of the DED	30,000	2,940	9.8³⁶%
Increase in number of households with sustained coverage from improved sanitation services in eight ASAL counties as a result of the DED	4,000	310	7.8%
Increase in area implemented under improved water resources management planning (as SCMP or other water and range management arrangements) in the eight targeted ASAL counties as a result of the DED	7,000	5,546	79.2%
Component 1: County Capacity Enhanced			
Number of Counties effectively using water and sanitation data for planning and for performing their regulatory functions.	8	8	100%
Number of Counties with an effective water sector legislative and policy formulation framework to support effective planning and implementation.	3	0	0³⁷%
Component 2: Water and sanitation access and deficit in the ASALs addressed including those in refugee impacted ASAL areas			
Increase in number of households with water services from WaterFund in this engagement in the eight ASAL countries.	30,000	2,940	9.8%
Increase in number of households with sanitation services from WaterFund in this engagement in the eight ASAL countries.	4,000	310	5.3%
Average Sustainability Index of the WaterFund supported investments in the 8 target counties:	70%	53	53%
% of facilities funded through the engagement that are climate proofed and mainstreaming green approaches.	80%	100%³⁸	100%
% of targeted households in programme counties are expressing satisfaction with the water and/or sanitation services	0	10.8%	10.8³⁹%
Number of HHs reached with temporary emergency water supply under the DERP (Drought Emergency Response Programme): i.e. water trucking.	0	0	0%

36 Completed Mandera, Lamu and Turkana counties water and sanitation projects

37 Lamu, Mandera & Tana River counties submitted their budgets in the May, 2020 whose activities could not commence due the COVID 19 restrictions on social distance.

38 23No. water and sanitation projects are climate proofed and mainstreaming green approaches.

39 Completed projects under use in Lamu, Mandera and Turkana counties

Component 3: Sustainable and community based management of water resources improved			
Number of WRUAs, Community Conservancies or other community based natural resource management organisations reporting improved natural resource management from partnering with WaterFund, and/or able to move to the next (higher) level of funding for NRM.	27	13	48.1 ^{40%}
Increase in volume of total water storage capacity from the WaterFund investments.	0m ³	75,500	100%
Component 4: Capacity of implementing Agents improved			
Number of WRUAs/CBNRM organisations that have successfully implemented their WRUA projects under this engagement.	27	32	118.5%
The number of WUs/WSPs that have successfully implemented all their county water and sanitation projects under this engagement (and number of projects).	21	3	14.3% ⁴¹
The number of CBOs running water facilities implemented through projects in this DE that achieve satisfactory sustainability.	3	1 ⁴²	33.3%
Component 5: Experience generated from PPP in Water Provision in ASALs			
Number of Public-Private-Community Partnership management approaches piloted in the target counties.	2	0	0%
Component 6: Strengthened institutional performance of WSTF			
Proportion of WaterFund supported investments mapped and managed in an effective management information system (%).	100%	64.6%	64.6% ⁴³
WaterFund capacity to support project identification, implementation support and monitoring is improved. Percentage change in WaterFund CAI	51	51	100%
Proportion of questioned costs funded through the DED against total DED investments.	>10	1%	1%

Analysis of Results

Output 1: ASAL counties capacity and engagement in water related planning improved

During the year under review, WaterFund continued to engage the counties and held several meetings with County representative under the Ministry of Water to monitor implementation progress and tackle challenges. In Turkana county several meetings were held towards providing technical support to the Community Based Organizations (CBOs) that were implementing the three financed projects in technical and procurement matters.

A joint community mobilization meeting was held in Tana River to launch the eagerly awaited water and sanitation projects. Isiolo, Lamu and Marsabit counties alongside their respective Implementing Partners participated in the signing of contracts of the last five projects being financed under this Programme.

40 15No. Completed WRUAs projects.

41 3No. projects implemented by WSP that beneficiaries have access to water and sanitation services.

42 1No. project implemented by CBO that beneficiaries have access to water and sanitation services.

43 Percentage of DANIDA supported projects (EU SHARE, DERP, MTAP I & II) sampled during 2019 JAOME.

Output 2: Water and sanitation access and deficit in the ASAL addressed through support to 24 new and county prioritized water and sanitation services delivery systems

During the reporting period, 9 water and sanitation projects were appraised in four counties namely: Lamu, Marsabit, Tana River and Wajir. Desk and field appraisals were carried out by WaterFund Programme staff to evaluate the community needs and access their viability. Out of the 9 appraised projects 2 were approved by the Board after undergoing the 3-tier approval process. The two approved projects were from Isiolo and Marsabit county at a total project cost of Ksh 21,856,949 with a target population of 4,100 people.

Ksh 221,320,029.00 was disbursed to 22 projects in the financial year. The funds were first, second and third disbursement to projects to undertake preliminary and actual implementation. 7 projects received second and third disbursement whereas **15** projects received the 1st disbursement. Two water and sanitation projects were completed in Mandera county; one desalination plant in Lamu and a water project in Turkana are already distributing water due to the dire need of water especially during this pandemic. In total **14,700** beneficiaries are benefiting from these projects. Five sanitation facilities, two from Lamu, two from Mandera and one from Turkana county are complete with **1,550** beneficiaries during this reporting period.

Three projects in Marsabit are being implemented by Northern Water Works Development Agency (NWWDA) due to lack of technical capacity of the Water Service Provider (WSP) staff. These projects are currently undertaking preliminary activities which include survey and design, preparation of tender documentation for procurement processes prior to advertising in the national newspapers. At the end of the financial year 23 water and sanitation projects had been financed at a total cost of Ksh 472.9million with a target population of 104,842 people.

Output 3: Sustainable and community based management of water resources improved through support to 27 WRUAs

In the period under review 6 No. WRUAs and 4 Conservancies were appraised in the following three counties: Lamu, Tana River and Turkana. Out of the 10 appraised projects, nine were approved by the Board of Trustees and financed after undergoing the 3-tier approval process. WRUA level distribution was as follows: 1No. Level 4, 1No. Level 3 and 3No. Level 2 WRUAs. In this financial year a total of Ksh 58,205,861.07 was disbursed to fifteen projects: 4No. Conservancies, 6 No. Level 2 WRUAs, 4 No. Level 3 WRUAs and 1No. Level 4 WRUA.

All the projects had activities that increase water storage capacity through construction of djabias, sand dams and water pans. A total of 246,170 m³ of water storage capacity is envisaged with completion of the twenty (20) WRM projects whereas the area conserved is expected to be 12,725 km². At the end of the financial year, 31 water resource management projects had been financed at a total cost of Ksh 152.7 million.

Water Resource Authority technical support offered to certain counties e.g. Lamu, Mandera, Tana River and Turkana has been limited. WaterFund CRMs and REs have bridged this gap to ensure continuation in implementation of some of the activities. Dialogue between the WRA headquarters, regional and sub regional offices has been frequent to facilitate fast tracking of activities especially in aspects of procurement, designs review and general technical support of all projects. The Programme staff and

Technical Advisor have stepped in to review the designs to ensure the programme realizes value for money in the investments.

Output 4: Improved capacity of and engagement by implementing agents (WRUAs, CBOs, and Water Services Providers) for planning and efficient water service delivery

During this financial year, a total of 197 participants (147 male, 46 females and 4 Persons with Disability) were trained from the following counties: Lamu, Isiolo, Mandera, Tana River, Turkana and Wajir. Implementing Partners from WATSAN and WRM projects received Financial and Procurement Management training prior to release 1st tranche of funds. The trainings were undertaken by WaterFund staff who originate from the following departments: Audit and Risk Management, Finance, Procurement, Rural and Water Resource Management.

The trainings also borrows heavily from previous audit finding to ensure the Implementing Partners are well versed with their responsibilities and also areas they need to pay special attention. This is a preventive strategy that the WaterFund undertakes to avoid future reactive approaches. At the end of these trainings, the IPs are provided with checklists and reporting templates that they will use to submit their monthly reports and also to refer to when need be during the implementation and procurement process.

Output 5: Enhanced experience for promoting public private partnerships in water provision in the ASALs

During this financial year, WaterFund in partnership with Water Service Regulatory Board (WASREB), Kenya Market Trust (KMT) and Caritas International published the Guidelines for provision of water and sanitation in rural and underserved areas in December, 2019. These guidelines will assist in the management of rural water and sanitation projects where GGEP will pilot two projects in Marsabit County that are being implemented by Northern Water Works Development Agency (NWWDA). The guidelines provide a roadmap of procedures to be undertaken and also available options for Public Private Community Partnership (PPCP). The Marsabit projects use the Private Operator model who will have a service contract to manage the reverse osmosis plants after completion of the project.

Output 6: Strengthened institutional performance of WaterFund

Six CRMs and four Resident Engineers are engaged to support GGEP activities in the Counties including Lamu, Garissa, Isiolo, Mandera, Turkana, Wajir and Tana River. The CRM act as liaison officers between WaterFund headquarters and the counties. The RE offers the technical support in terms of bills of quantities development, overseeing supervision of construction works and assist in development of payment and instruction documentation while implementation is ongoing for both WATSAN and WRM projects. GPS, laptops, tablets and satellite phones were procured for CRMs and REs to assist them in documentation of project activities and also as a safety measures in some of the counties e.g. Garissa, Lamu, Mandera, Turkana and Wajir where mobile connectivity is not available in some of the projects sites.

The Joint Annual Operations Monitoring (JAOME) took place in February, 2020 and 296 out of the 458 projects were supported by DANIDA under Drought Emergency Response –11No. EU SHARE - 17No. and MTAP Phase One and Two - 268No. Programmes. The sustainability index of the rural projects stands at 53% while the operational status is 66%. Three GGEP Programme staff trained in leadership and Environmental Impact Assessment at the Kenya School of Government. The other

scheduled trainings were affected by the Covid-19 Pandemic since the learning institutions have not affected online learning.

During the period under review, the WaterFund developed terms of reference for the development of the Systems Integration Project (SIP), was successfully after floating the bids for the third round. The first two attempts were non responsive. A consultant was identified during the last round, however due to Covid-19 pandemic, the consultant did not commence the work. The process is scheduled to be finalized in quarter one of financial year 2020/2021 with award of offer letter to the successful bidder to begin development of the SIP with finances from GOK.

The two Technical Advisors - Programme and Finance continued to offer support during implementation and policy direction where required. During the first half of the year, the Programme Implementation Unit for WLP programme was constituted with recruitment of four members who also supported the overall GGEP alongside the WLP.

Table 19 : GGEP Programme risks and mitigation measures

No.	Risk	Mitigation measures
1.	Effects of Covid-19 pandemic	<ul style="list-style-type: none"> i) Liaise with IPs to continue implementation of activities that require minimal participation while observing Ministry of Health guidelines. ii) Awareness creation by CRMs and REs as they monitor projects.
2.	Sub-standard designs in WRUA projects	<ul style="list-style-type: none"> i) Liaise with WRA sub-regional, regional and headquarters staff to provide technical support. ii) Procure consultants to design storage facilities. iii) Review of designs by Resident Engineers and Programme staff prior to implementation.
3.	Lack of support to CBOs in Turkana County	<ul style="list-style-type: none"> i) Dialogue with Ministry of Water County staff. ii) Joint planning with County staff and WaterFund CRM. iii) Assigning a County Officer to oversee WaterFund projects.
4.	Poor performance by the implementing partners	<ul style="list-style-type: none"> i) Capacity building of implementing partners ii) Encourage stakeholder involvement – County, IPs and WaterFund staff iii) Routine monitoring by County and WaterFund staff iv) Constitute effective project task teams

Key implementation challenges

The following are the key implementation challenges and the adaptive measures

Table 20 : Implementation challenges of GGEP programme

KEY ISSUES	ADAPTIVE MEASURES
High tides (South Eastern Monsoon winds) in the ocean hampering routine monitoring in Lamu County	<ul style="list-style-type: none"> i) Adhering to metrological alerts and observing the seasonal calendar as routine monitoring is planned.
Insecurity in Garissa, Lamu and Mandera counties	<ul style="list-style-type: none"> i) Security alerts before proceeding to high risk areas. ii) Sensitize on anti-terrorism. iii) Hire armed Police to guard project site while implementation is ongoing. iv) Provide satellite phones to ease communication.
Conflict of interest by various stakeholders within the target Counties	<ul style="list-style-type: none"> i) Proper mobilization and awareness. ii) Strictly follow laid down structures and procedures in identification and targeting of projects.
Inaccessibility of project sites in Lamu, Mandera and Tana River Counties due to flooding	<ul style="list-style-type: none"> i) Observe the seasonal calendar while planning construction activities. ii) Liaise with stakeholders to construct temporary bridges to ease delivery of materials.

KEY ISSUES	ADAPTIVE MEASURES
Political interference in target counties	<ul style="list-style-type: none"> i) Open communication channels at county level through CRMs/REs and HQ staff ii) Sensitization of county staff and political leaders on programme activities and structure for implementation
Limited Capacity of implementing partners	<ul style="list-style-type: none"> i) Engagement of CRM/REs and Programme staff to offer technical support to WSPs/WUs regularly. ii) Implementing partners trained on areas they have capacity gaps.

Lessons Learnt

County Ownership

County Governments should play a key role not only during mobilization but also throughout projects implementation. WaterFund will encourage the counties to have one staff assigned to oversee WaterFund projects. This is important since all projects are assets of the County Governments and a combined effort by the IPs and the county will ensure smooth operation and future sustainability of the projects by all partners being in sync. The implementation of the County Engagement Strategy should be fast-tracked to entrench responsibility of Counties in projects.

Monitoring of Projects

During the first half of the reporting period, joint monitoring was undertaken by WaterFund staff, Implementing Partners, Water Resource Authority staff and County water ministry representative that strengthens collective ownership and shared responsibility during implementation. The team was also able to come up with strategies that resolves challenges being faced by the Implementing Partners due to the diverse background and experience in the group. After the onset of Covid-19, WaterFund County Resident Monitors and Resident Engineers continued to offer support while observing the requirements of a safe working environment.

Technical support

WaterFund Resident Engineers have offered immense support especially to counties like Garissa, Lamu, Mandera, Turkana and Wajir who have capacity gaps in terms of technical support. Round table discussions that have resulted in solutions for some of the gaps experienced in the field. The experienced REs have also capacity built some of the newly recruited WSP engineers and ensured some of the best practices are implemented e.g. introduction of site instruction books to document work instructions to the contractors instead of verbal instructions.

Project design support to counties

Most of the County departments lack qualified and experienced staff and thus require additional support in review of designs and survey reports to match the needs of the targeted communities. WaterFund to support in provision of funds to outsource such specialized services when required to ensure the projects have better quality designs, realistic costs and incorporation of community needs. These designs are also reviewed by the Programme staff for all stakeholders to be on the same track and also to ensure the end product will be of value to the community.

Water and Livelihood Programme

Introduction and Programme Background

Water Sector Trust Fund (WaterFund) and the Government of Denmark through DANIDA, signed a financing agreement on 20th December, 2017, to support a 'Water and Livelihood Programme (WLP) in Refugee, Host and Other Vulnerable Communities of Kenya.' This is an addendum support of 40 DKK million (equivalent of Ksh. 600 million), in addition to the Green Growth and Employment Programme funding, supporting 8 ASAL Counties in Kenya. The programme targets the Refugee and Host Communities in Turkana West Sub County of Turkana County.

The expected outcome is "Enhanced water resources management and investments in Turkana West and selected ASAL Counties, for improved and sustained access by communities and households to water and sanitation for their domestic and productive needs. The programme is being implemented by five selected partner agencies, in five Wards (Lopur, Kalobeyei, Songot, Lokichoggio and Kakuma) within the Turkana West Sub County, addressing both the host community needs and those of the refugee families, in Kakuma and Kalobeyei settlements. The programme core focus areas are in; water access, sanitation, hygiene and water resources management, with concepts of livelihood through small scale agriculture and social empowerment.

The following are the programme expected outputs;

Output 1: County capacity and engagement in water related planning enhanced

Output 2: Water and sanitation access and deficit in the ASALs addressed including those in refugee impacted ASAL areas

Output 3: Sustainable and community based management of water resources improved

Output 4: Capacity of implementing agents improved for planning and efficient water service delivery.

Output 6: Strengthened institutional performance of WSTF

Largely, the Water and Livelihood Programme is contributing to the WaterFund's existing thematic programme objective of inclusive greener growth, with higher employment. The table below provides a highlight of the programme key statistics and overall cumulative achievements up to the end of the FY 2019/2020 since inception. The detailed analysis of the cumulative achievements is provided in the annexes;

Table 21: WLP key statistics and cumulative achievements

Programme Period	1 st December, 2018 to 31 st December, 2020		
Initial Implementation Period	9 months (1 st January 2020 to 30 th September 2020)		
Revised implementation period	1 st January, 2020 to 30 th November, 2020 with 3 months defects liability period until 28 th February, 2020.		
Programme Budget (Ksh)	600 million		
Receipts to date (Kshs)	220.55 Million		
Amount utilized to Date (Ksh)	71.72 Million		
Programme Objective: Enhanced water resources management and investments in Turkana West and selected ASAL Counties, for improved and sustained access by communities and households to water and sanitation for their domestic and productive needs			
Key Results	Target	Cumulative Achievements	% Achieved
Overall Outcomes			

Increase in No. of households with sustained coverage for improved water and sanitation services in Turkana West Sub County & target ASAL counties.	6,000	160	2.7%
Access to improved water sources	59%	0	0%
Increase in areas with improved water resource management including range management and progress in catchment planning for Tarach river basin.	2,000	0	0%
Component 1: County Capacity Enhanced			
No. of Counties effectively using water and sanitation data for planning and for performing their regulatory functions	1	1	100%
Component 2: Water and sanitation access and deficit in the ASALs addressed including those in refugee impacted ASAL areas			
Increase in number of new households with water and sanitation services from WSTF in this engagement in Turkana West Sub-County	6,000	160	2.7%
Access to improved water sources	59%	0	0%
Average Sustainability Index of the WSTF supported investments in Turkana west sub county	70%	TBD	TBD
% of facilities funded through the engagement that are climate proofed and mainstream green approaches	100	0	0%
% Satisfaction on service of the targeted people in Turkana West Sub County	100%	TBD	TBD
Component 3: Sustainable and community based management of water resources improved			
Increase in water storage capacity in the target areas	30%	0	0%
Increase in areas with improved planning for water resources including range management in Turkana West and progress in catchment planning for Tarach river basin.	2,000	0	0%
Component 4: Capacity of implementing Agents improved			
Percentage of implementing agents for new WSTF projects in Turkana West with improved capacity for addressing and managing water, sanitation and water resources including rangeland management in an integrated manner	100%	3	60%
No. of implementing partners trained in Financial & Procurement Management	5	5	100 %
Component 6: Strengthened institutional performance of WSTF			
Enhanced Project monitoring (No.)	5	1	20%
Proportion of questioned costs against total WSTF investments to assess value for money and the WSTF capacity to manage fiduciary risk as a result of its investments (%)	10%	TBD	TBD

Annual Finance Report

During the FY 2019/2020, a total of Ksh 222,554,873.22 was available for use. This being Kshs 220,459,646.7 funds received from DANIDA, Kshs 2,095,226.52 as interest earned for the period while Kshs 225,000,000 were funds in transit as cash held at the National Treasury (Central Bank of Kenya).

During the financial year, a total of Kshs 129,471,505 was disbursed to the 5 implementing partners, out of which Kshs 48,735,646.55 has been expended in the WLP account. Expenditures to date is Kshs. 71,717,140.55 whereas Kshs 80,812,934.45

are receivables, being funds disbursed to implementing partners yet to be accounted for. Partners have not been able to account for all the funds, as most of them are now rolling out the constructions proposed for the programme, and payments are yet to be made. The overall funds absorption for the programme is 32.2%. Details of the expenditures are as detailed in figure below.

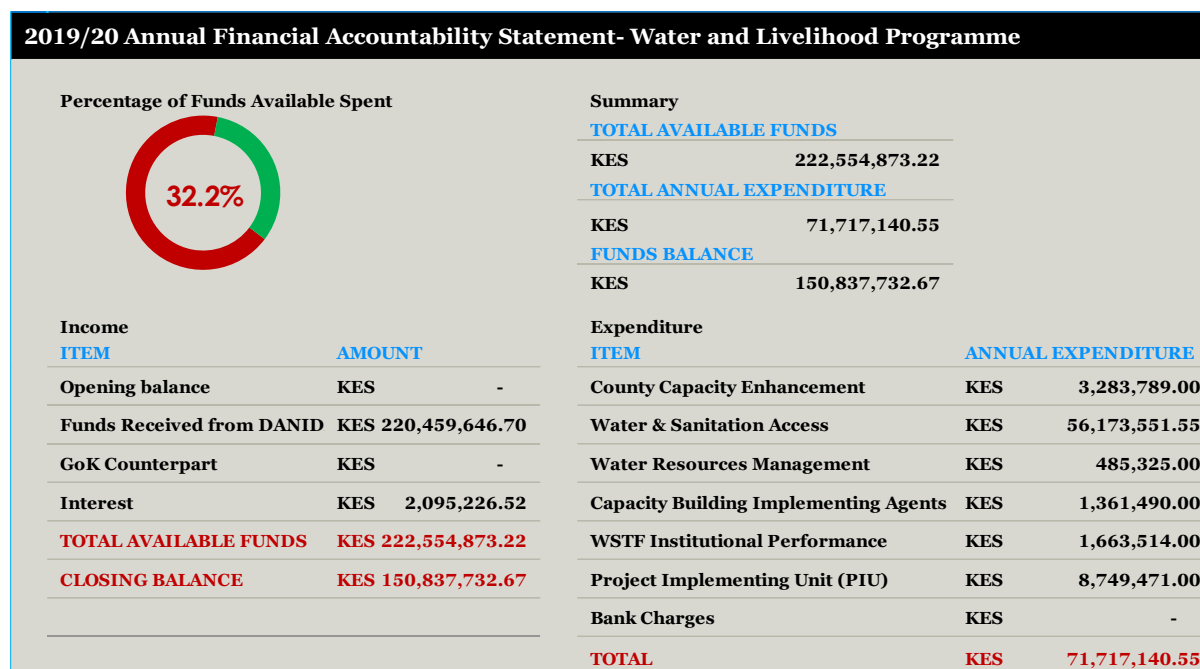


Figure 12: Funds Accountability Statement- WLP

The low absorption rate is a result of delays in completion of preliminary processes. This was necessitated with the need to conduct detailed Design, Survey and Assessment activities that required procurement of consultants before moving on to procure contractors for the works. There was also delay in completion of procurement processes, mobilization of consultants to the field and accounting. COVID 19 restrictions had also affected movement of Implementing partners staff, consultants in and out of the project implementation areas. However, WaterFund has provided much support to the IPs which has seen good progress with some organizations rolling out major works whose payments will be done in the first quarter of the next financial year to allow for release of second disbursements.

Annual Programme Achievements

The following table provides an overview of WLP achievements during the year:

Table 22: WLP 2019/20 Annual Achievements

Implementation Period	1 st December, 2018 to 31 st December, 2020
Programme Budget (Ksh)	600 Million
Disbursements during the year	129.47 Million
Target Counties	Turkana County
Programme Objective/s	Enhanced water resources management and investments in Turkana West and selected ASAL Counties, for improved and sustained access by communities and households to water and sanitation for their domestic and productive needs

Key Results	Target	Annual Achievements	% Achievement
Increase in No. of households with sustained coverage for improved water and sanitation services in Turkana West Sub County & target ASAL counties.	6,000	160	2.7%
Access to improved water sources	59%	0	0%
Increase in areas with improved water resource management including range management and progress in catchment planning for Tarach river basin.	2,000	0	0%
Component 1: County Capacity Enhanced			
No. of Counties effectively using water and sanitation data for planning and for performing their regulatory functions	1	1	100%
Component 2: Water and sanitation access and deficit in the ASALs addressed including those in refugee impacted ASAL areas			
Increase in number of new households with water and sanitation services from WSTF in this engagement in Turkana West Sub-County	6,000	160	2.7%
Access to improved water sources	59%	0	0%
Average Sustainability Index of the WSTF supported investments in Turkana west sub county	70%	TBD	TBD
% of facilities funded through the engagement that are climate proofed and mainstream green approaches	100	0	0%
% Satisfaction on service of the targeted people in Turkana West Sub County	100%	TBD	TBD
Component 3: Sustainable and community based management of water resources improved			
Increase in water storage capacity in the target areas	30%	0	0%
Increase in areas with improved planning for water resources including range management in Turkana West and progress in catchment planning for Tarach river basin.	2,000	0	0%
Component 4: Capacity of implementing Agents improved			
Percentage of implementing agents for new WSTF projects in Turkana West with improved capacity for addressing and managing water, sanitation and water resources including rangeland management in an integrated manner	100%	TBD	TBD
No. of implementing partners trained in Financial & Procurement Management	5	5	100 %
Component 6: Strengthened institutional performance of WSTF			
Enhanced Project monitoring (No.)	5	1	20%
Proportion of questioned costs against total WSTF investments to assess value for money and the WSTF capacity to manage fiduciary risk as a result of its investments (%)	10%	TBD	TBD

Analysis of Results

Output 1: ASAL counties capacity and engagement in water related planning improved

The County Government has continued offering support to the programme, as was committed in the memorandum of understanding signed on 10th July, 2018 in Naivasha. The implementing partners have been implementing the preliminary processes, as well as sanitation and hygiene interventions, in close consultation with

the County Water and Public Health Departments. Similarly, on Water Resources Management, the Water Resources Management Authority through the sub regional office for Lower Turkwel, during the year supported OXFAM in mobilization and mapping for establishment of 2 Water Resources User Associations targeting the Tarach catchment. In effort to embrace technology in utilisation of Ground water data, an Aquifer level monitoring system which was previously rolled out by the UNHCR, is proposed for scale up by NRC to cover other boreholes serving the Kakuma refugee camp. Procurement of this system has been concluded and contract awarded to the contractor who is mobilising to site.

One meeting was held during the year in the sub county, bringing together all partners in the WASH forum and the greater Kalobeyei Integrated socio-Economic Development group. Partners shared their plans for the year for purposes of leveraging on each other's capacities and harmonize interventions to avoid duplication. Through this meeting, it was noted that GIZ will be supporting feasibility, design and construction of a sludge treatment centre, a similar feasibility study that was proposed by World Vision. Therefore the funds will be utilized for another intervention in the course of the year. GIZ is also targeting Kakuma town water Supply, and OXFAM has consulted GIZ master plan in the hydraulic modelling for the town. OXFAM will be implementing a component of the bigger master plan for the town.

Output 2: Water and sanitation access and deficit in the ASALs addressed including those in refugee impacted ASAL areas;

Improved water access

The 5 partners are at different stages of implementation of water and sanitation interventions, across the 5 wards. This is coupled with establishment of water management structures for the water supplies. Survey and designs for 6 water supply schemes are at advanced stages. These projects include; Kakuma town, Kangura, Lokichoggio town, Kakuma refugee camp, Napeikar and Nakulumei water supply schemes. However, test pumping results for Nakulumei water system indicates that the borehole has low yield and thus AMREF are consulting with the County and the design consultant to either obtain an alternative site or a suitable design for the borehole development as the community is water stressed. It is anticipated that implementation of the above supply systems will be implemented in the month of September, 2020. The following water supply system works are ongoing;

- i) Rehabilitation of 4 boreholes in Lokichoggio ward, at Natumamon I and II, Iria and Lochoreamoni are ongoing benefiting to benefit 5,000 households and 10,000 livestock
- ii) Kalobeyei refugee settlement water supply to reach 1,120 households with construction of 8 yard taps and installation of 4 No. steel elevated tanks
- iii) Rehabilitation of 8 shallow wells in Lopur ward within Choro farm for domestic water access (to reach 1,600 people) and crop farming (500 farmers).
- iv) 20 yard taps have been rehabilitated in Kakuma refugee camp out of the planned 50 tap stands. This has reached 160 households with access to water within reach thus reduction of walking distances to be established upon completion of the rehabilitations.

Crop farming is ongoing in Choro farm of Lopur Ward using the shallow wells being rehabilitated. The farmers have been provided with 5 portable solar pumping kits as well as fencing of the 15 acre farm to protect theft of their produce and animals destruction.

Improve sanitation and hygiene promotion

With notable low school sanitation coverage in the programme area, most of the IP completed procurement of sanitation block targeting the institutions. This is intended to reach 2,200 school going children. AMREF, AAHI and NRC have handed over sites to contractors for construction works which are at various stages of construction. World Vision and LOKADO are handling repeat procurement for school latrines construction in Lokichoggio, whereas OXFAM has awarded tender for construction of public bio sanitation facility and incinerator in Kakuma, pending completion of Environmental and social impact assessment approval to allow for the construction.

21 disability friendly latrines out of the 50 planned have been constructed as well as construction of 15 UDDT latrines within Kakuma refugee camp. This has benefitted 180 people with access to sanitation facility as they are shared facilities with the households.

In partnership with the County Health Department, Community Led Total Sanitation triggering has been conducted in 30 villages (14 villages and 16 villages in Songot and Lopur wards respectively). Follow ups are ongoing on latrines construction at household level. Progress reports indicate that, 26 latrines have been completed and 107 under construction in Songot ward whereas excavations of pits is ongoing at Lopur ward for 160 households. Through hygiene promotion activities in Lopur ward, 600 people (127M; 423F) have been reached.

Output 3: Sustainable and community based management of water resources improved

During the reporting period, the organizations are undertaking siting, survey and designs for construction of 6 surface water harvesting structures of different capacities with the least being 30,000 m³ (4 No.) and biggest of 50,000 m³ (2 No.) this will enhance water storage capacity by an additional of 220,000 m³. The construction works are proposed to be undertaken in the month of September. This will enhance access to water for both domestic and livestock access and at the same time influence watershed within the areas.

Working with the Water Resources Authority (WRA), Oxfam has established 2 water resources management Associations (WRUAs) targeting Tarach basin. Mobilization and mapping has been done and process of registration is ongoing. Upon completion of the process, a sub catchment Management Plan (SCMP) will be developed to be adopted by the WRUAs. The two WRUAs will cover 200 km² for enhanced water resources management and catchment protection.

30 trapezoidal bunds have been constructed in Lopur ward for dryland agriculture. The 30 bunds were constructed through cash for work approach and they are reclaiming 30 acres for land, to support 300 families for crop farming. The households have worked in the reclaimed lands reaching 168 households who have cultivated and planted sorghum and cowpeas. Not all farmers assigned the bunds cultivated as this is new approach. The crops are maturing and some farmers have started harvesting. It is anticipated that the harvest will be more in the coming season. This is to enhance household income and food access.

Establishment of 3 woodlots is ongoing with fencing complete for 20 acres area each. Indigenous trees are being planted in this lots using zaypits technology that conserves water. With completion of the project, 242,811m² area will be forested. Tree nursery seedlings will also be raised in the three woodlots for sustainability in access to trees

seedlings and also as an income generating activity for the community forest associations (CFAs) in the area.

Output 4: Capacity of implementing Agents improved

WaterFund continued supporting the implementing partners in carrying out their procurement processes as well as in review of design and assessment documents for infrastructural works for adherence to legislative requirements and standards. The programme implementation unit working with the technical advisors have made follow ups and visits to the partners to ensure the challenges being faced are resolved. The partners are now able to push the processes that has realized good progress in WLP implementation.

Discussions are ongoing with the County water department, with regards to establishment of Kakuma and Lokichoggio town water supply management structures. According to Turkana County Water Act, one water company – Turkana Water Company, with two boards one for the rural and another for urban water supplies management is envisioned. Oxfam and World Vision are engaging with the County with support from WaterFund to reach an agreement on the best institutional structure for sustainability of the water supplies.

Output 6: Strengthened institutional performance of WSTF

The programme implementation unit is a strong structure within WaterFund in the implementation of the Water and Livelihood Programme. The team is offering timely support in the implementation process, while linking the partners to the County, WaterFund and DANIDA. During the year, the team has conducted one monitoring visit to the projects in February, 2020 in the company of the WaterFund monitoring and evaluation team, to assess progress and offer technical support in project implementation. This helped partners expedite their processes in rolling out the activities that has realized increased absorption rate from 5.1% that was reported in quarter 3 to 32.2% reported in quarter 4.

Programme risks and challenges

Table 23 : WLP risks and mitigation measures

Risk Factor	Mitigation measures
1. Insecurity and cross-border violence impacting part of the programme area thus affecting quality of some of the works	Working with government agencies in offering security during implementation Community awareness and prior mobilization for ownership and surveillance
2. Inter-communal conflicts linked to competition over resources	Engagement meetings with community leadership on resource use and mapping especially grazing fields Engagement with County government for support promote community cohesion
3. Drought events impacting livelihood of people	Water investments and water resource management aimed at building resilience targeting the key livelihoods (pastoralism) Explore options of alternative livelihoods e.g. dryland conservation agriculture, bee keeping
5. Low capacity in management of some implementing agents	Ensure that capacity building of the implementing agents/communities is addressed and projects are being followed up. Ensure audit / monitoring
7. Procurement and Operational Risks	Good screening of the prospective contractor before award Training of the implementing partners on procurement and financial management Community awareness on government procurement processes

Key implementation challenges

The following are the key implementation challenges and the adaptive measures

Table 24 WLP Implementation challenges

KEY ISSUES	ADAPTIVE MEASURES
<p>Delayed implementation of activities due COVID 19 such as triggering of CLTS, School hygiene promotion and procurement. This will also have an impact on completion of projects within contract period.</p> <p>COVID19 travel restrictions out of Nairobi delayed consultants' mobilization to Kakuma</p>	<p>AAHI and NRC has negotiated with the County government and activities are going with limited contact with people while observation COVID control measures on CLTS triggering.</p> <p>Use on online application and evaluation of tenders adopted.</p> <p>Working closely with CHVs and village elders through making phone calls to keep them focused on project activities</p> <p>No cost extension request requested and approved to complete projects by February, 2021.</p> <p>WaterFund supported acquire travel authorization from the ministry of Water & Sanitation and Irrigation, to allow the consultants obtain passes for travel</p>
<p>Due to rains, Floods destroyed some of the shallow wells targeted for rehabilitation</p>	<p>Rehabilitation of the existing shallow wells and exploring alternative source of water for the farm in collaboration with other agencies.</p> <p>Supporting farmers to dig water wells within the farm to replace the destroyed ones.</p> <p>AAHI working with farmers have identified alternative shallow wells for rehabilitation.</p>
<p>Local community and political interests in procurement by demanding all contracts awarded to local contractors</p>	<p>Discussions with the leadership on the procurement process and explaining on criteria used in tender evaluation, as the process is competitive and for accountability and value for money, technical capacities and compliance with construction industry legislation requirements must be adhered to.</p>
<p>Partners in consortium not implementing at the same pace due to differences in procurement policies and capacities, thus some delays in completion of some processes</p> <p>Conflicting procurement systems that differ from public procurement, thus some partners taking long to roll out procurement as they are learning the process.</p>	<p>Continuous review meetings to support and capitalize on each IPs capacities to progress fast in implementation.</p> <p>Programme procurement specialist closely following on progress with the partners and conducting on job training. However this support has ended with end of contract of the staff and thus discussions are ongoing on assigning staff within mainstream procurement to give direct support to the WLP.</p>
<p>The County Government intends to register only one County water company with two departments (rural and urban) to serve the whole of Turkana. This impacts the activity on registration of Kakuma water supply as a company</p>	<p>Oxfam consulting with the county on the best way to support with establishment and strengthening of the management structure to manage Kakuma water supply. Discussions will also be initiated on best management model in compliance to county act and requirements in water supply management as per the water Services Regulatory Board</p>
<p>Songot and Lokichoggio being migratory routes, there is perennial security threat. The costs for security escorts were not captured in the proposal budgeting process and will increase project cost</p>	<p>Implementing partners in this areas are vigilant and have maintained good relationship that cultivate mutual trust with the support of the community, local leaders and organizational Security team. No incident has been reported.</p> <p>Security costs can be factored in the specific activity budgets</p>

KEY ISSUES	ADAPTIVE MEASURES
Inadequate tools at household level for digging latrine pits, thus slowing CLTS progress.	The project team and local leaders have agreed on a method of merry go round for some locations for pit latrine excavation thus sharing of the available tools.

Lessons Learnt

- i) Dry land conservation agriculture is one key approach in land reclamation and promoting alternative livelihoods. With the Trapezoidal bunds approach, sorghum and cowpeas were planted for household subsistence and the families will sell surplus for household income.
- ii) Livestock upgrading programme has been appreciated by the county as a means to hybrid goats for improved household income. Through support of 9 He goats to 3 farmers groups in Lopur Ward under the WLP, the County Government has appreciated this and scaled up the support by supplying 50 more Galla buckling goats to the community. It is anticipated that new breed of goats will be given birth by December, 2020. The goats are of higher quality as they weigh more and are better adapted to the climate than the indigenous breeds raised by the community.
- iii) Having on board a programme implementation unit for the programme that is also offering support to the entire GGEP, has seen WaterFund accelerate implementation of the two projects. Timely feedback is given to the partners and guidance is provided as required for both technical and procurement.
- iv) Implementation of projects with non-governmental organizations and the entire WLP approach has been appreciated by partners in Turkana County as being more focussed to community needs and integrated. This is more holistic and of greater impact in enhancing water access, sanitation improvement, water resource management and promotion of alternative livelihoods.
- v) Planning in programme implementation takes much of the time about 3 months in preliminaries before roll out of projects. Therefore, this should be factored in future programming for realistic work planning. Two stage procurement should be considered for projects that require survey and designs. Thus a minimum of 6 months should be considered before a construction work is commissioned.
- vi) Continuous monitoring of projects and review meetings is vital to enhance quality in projects and also offer timely support to implementing partners. This offers an opportunity for dialogue on challenges and new ideas, establish way forward on issues that are found in the field and also build capacity of partners for fast implementation.

MTAP II EU SHARE Programme

Introduction and programme background

This is an EU supported programme that is implemented under the delegated management of DANIDA under the DANIDA EU SHARE Natural Resource Management Programme (NRMP) whose objective is “to contribute to reduced poverty in the context of Kenya's Vision 2030, and of safeguarding the state of the environment and promoting sustainable management of natural resources”. The NRMP came to an end on 30th June 2016 but SHARE support continued up to 30th June 2019. This European Union initiative (Support to Horn of Africa Resilience – SHARE) provided financial support of Ksh 690 million to WSTF channelled through DANIDA as a separate part of MTAP. This was a 4 year Programme starting from June 2015 to December 2018, an extension has been granted up to June, 2019 to enable smooth closure of the Programme.

Cumulatively, 53 water and 102 sanitation projects targeting 180,000 people with improved water services and 8,500 people with improved sanitation services have been supported. Cumulatively, a total of 51 water projects and 101 sanitation projects have been completed benefitting 166,194 people (157,994 – water; 8,200 - sanitation). In addition, 498,760 livestock are benefitting through developed cattle troughs and water pans implemented under the MTAP II Programme support. The table below provides a highlight of the programme key statistics and overall cumulative achievements up to the end of the FY 2019/2020.

Table 25: MTAP II EU SHARE key statistics and cumulative achievements

Implementation Period	June 2015 to May 2019 ⁴⁴		
Programme Budget (Kshs.) – EU	690 Million		
Programme receipts (Kshs.)	590.5 Million		
EU SHARE Disbursements to Date	586 Million		
Target Counties	Lamu, Tana River, Garissa, Wajir, Isiolo and Marsabit		
Programme Objective/s	Empowerment, and increased resilience and food security of ASAL citizens in drought-prone and marginalised Counties		
Key Milestones	Target	Cumulative Achievements	
<i>Finance Water projects</i>	50	53 ⁴⁵	51 completed
<i>Finance Sanitation projects</i>	50	102	101 completed
No. of people Reached (Water)	150,000	157,994 ⁴⁶	
No. of people reached (Sanitation)	5,000	8,200 ⁴⁷	
Estimated benefitting livestock	N/A ⁴⁸	498,760	
Capacity development of sub grantees			
No. of sub grantees trained in financial management	50	53	
No. of sub grantees trained in operations and maintenance	50	32 (O&M training conducted by KEWI)	
County capacity support			
No. of CRMs supporting programme implementation	6	4 ⁸	
No. of Project audits	4	4	
Proportion of projects monitored	100%	100%	

44 The Programme implementation period is closed, and windup activities especially submission of projects closure were ongoing

45 Some of the funded projects were low value projects hence more funding above target

46 51 projects have been completed under the MTAP II Programme reaching 157,994 people.

47 101 sanitation projects completed reaching 8,200 people

48 The PD did not have a target for livestock to be reached

8. Target for the CRMs was six, but 2 CRMs (for Wajir & Marsabit counties) resigned during the reporting period.

Notes:

- i) 50 Water projects incorporated WASH activities in their project and capacity building was an integral part of the proposals and in total the programme budget was Ksh. 690 million. WSTF received Ksh. 590.4 million out of the total budget.
- ii) Year 4 of the programme was reserved for close up of activities and release of pending disbursements and therefore no new projects were allocated for funding in the budget. The end of active implementation period for the programme was 7th May 2019 and the rest of 2019 and part of 2020 was being used for the closure activities. The County Resident *Monitors* were the WSTF representatives on the ground working closely with the County technical person.

EU SHARE Programme activities undertaken under reporting period

a) Follow up of final closure documents from the implementing partners

WaterFund received closure documents from three counties of Tana River, Garissa and Isiolo. The closure documents included the final completion report and certificates, final FAS and bank statements. Documents were received from Boka water project in Tana River, Shimbrey, Labibombi, Gababa and Korakora in Garissa and Ngalabilabia, Kinna and Sericho in Isiolo.

Documents for Wajir County had been received in last financial year while for Lamu County, the county did not benefit from tranche 2 funding due to governance issues after change of guard.

b) Collection of expenditure support documents from the 53 funded water and sanitation projects under EU SHARE in six counties.

WaterFund prepared a time-bound work plan and budget for undertaking the 53 grantees expenditures listing and collection of expenditures support documents. This included copies of payment vouchers and receipts, procurement documents and procurement approval minutes) from the field. The work plans and budget were submitted to Embassy of Denmark including a request for no objection to utilize EU CIPRA funds for undertaking the exercise totalling to Kshs.2,755,000. The request was granted in early January 2020, following which the Fund tasked three teams to collect financial data as from 20th January to 4th February 2020. The three teams were to collect data from the six target counties and each team handled two counties each. The team comprised of a team leader from Audit department, finance and a programme staff. The team managed to visit all the six counties with exemption of a few projects that had security issues. However, for the affected projects, the implementing partners sent their scanned documents to WaterFund and the expenditure lists for the 53 grantees was compiled.

c) Submission of expenditure documents to Embassy

After the end of this exercise, WaterFund submitted all the relevant documentation to EU Delegation by end of February, 2020. After the submission, the EU verification audit was to commence after immediately after all parties were ready and all relevant documentation had been submitted to EU Delegation. In addition, the EU delegation audit team and external auditors were to participate in field visits for verification of the expenditures. Due to the current scenario on corona pandemic, this activity was halted till the situation has improved.

Annual Finance Report

The Fund anticipated to receive a cumulative total of Kshs. 690 Million to support the overall programmes activities. As at the end of the Fiscal year under review, the Fund had received a cumulative amount of Kshs. 590.4 Million (85.5%) of the total expected.

During the FY 2019/2020, a total of Ksh 36,420,037 was available (Including Ksh 36,376,725 balance carried forward from the previous FY and interest income of Ksh 43,311) to support in physical implementation of project activities including other project related activities. There were no disbursement from DANIDA as all funds had earlier been received. A total of Ksh 19,378,238 was expended during the year hence the overall funds absorption of 53% based on accruals.

The details are contained in figure 9 below;

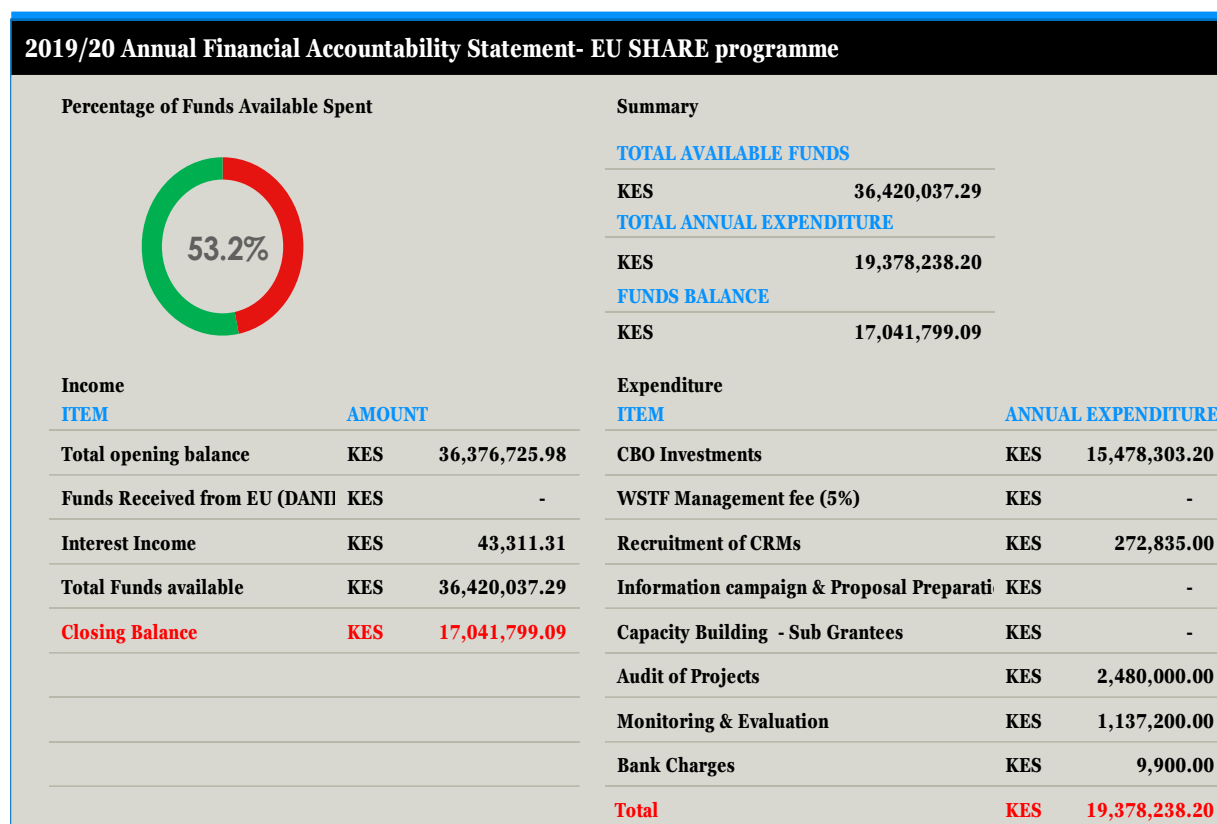


Figure 13 Summary Fund Accountability for the EU-SHARE Programme

Chapter 4: WSTF Audit and Risk Management

Introduction

The realization of WSTF's key strategic objectives is anchored on engagement of implementing partners with adequate capacity to plan, develop, implement, monitor and supervise its investments. The Fund's key role in the project implementation cycle is resource mobilization, investment and risk management. In order to ensure that fiduciary risks are adequately identified and mitigated against, one of the key responsibilities of WSTF is to ensure that the inherent project, program and operational risks are managed effectively and efficiently. This is done through continuous review and assessment of the funding procedures and systems, review of operating systems as well as project implementation. Risk Management is a key progressive activity in the Audit and Risk department of the Fund.

Internal Controls

These are controls designed to manage rather than eliminate the risk of failure to achieve business objectives due to circumstances which may reasonably be foreseen and can only provide reasonable and not absolute assurance against material misstatement or loss. The Fund has established and maintained strong internal control systems to manage and mitigate risks during the 2019/20 Fiscal Year.

Risk Management

This is the identification, assessment, and prioritization of risks and the coordinated and economical application of resources to minimize, monitor, and control the probability and/or impact of unfortunate events or to maximize the realization of opportunities. The implementation of the risk management system through the Risk Management Framework continued throughout the period.

During the year there were several red flagged projects. These projects had been flagged by several players in the project cycle, including staff at the WSTF and project monitors on the ground. The most notable was the Tharaka Nithi County Water Bill project, under the Joint-6 Programme, that was flagged and reported to the relevant development partners on allegations of fraud in the 3rd Quarter, 2019/20.

Internal Audit

As part of its responsibilities, the Internal Audit and Risk department carried out audits of the various programmes and payments in the WSTF. Walk through tests on the various functions at the Trust Fund office were carried out to check for weaknesses in the various systems at WSTF.

The department was involved in capacity building of the Fund's agents with the Investment Department requesting it to make presentations in the various financial and procurement training sessions held by the Fund.

Follow up of previous audit queries and in particular costs questioned by both the external and internal audits was done.

During the year, the department investigated the allegations of fraud under the Tharaka Nithi County Water Bill where it was noted that **KES 3,231,115** was fraudulent expenditure. The matter was reported to the Embassies of Finland and Sweden since it was a project under the Joint-6-Programme (J6P), as well as to the EACC and DCI for further investigation. Further follow-up was done by the department at the behest of the DPs to verify the extent of fraud in Tharaka Nithi County under the J6P. It was noted that the fraudulent activity was limited to the County Water Bill.

As part of the closure process of the EU-Share Programme, the EU has commissioned an expenditure verification exercise. In preparation for this exercise, the department facilitated the documentation of expenditures for all the projects that benefitted from the EU-Share programme. The verification was expected to commence in the fourth quarter but was postponed due to the Covid-19 pandemic.

External Audits

Harmonized Audit for the financial period ended 30th June 2019

During the year the WSTF contracted PricewaterhouseCoopers (PwC) to carry out financial audit and technical reviews of its sub-grantees. The audit assignment was in line with the financing agreements which WSTF has executed with various development partners which require projects audits to be carried out every financial year.

The objectives and scope of the audits were;

- i) To report on whether the fund accountability statements for each project managed by WSTF have been prepared, in all material respects, in line with the WSTF's accounting policies;
- ii) Express an opinion on whether the Fund Accountability Statement for the projects present, in all material respects, project revenue received and costs incurred for the period audited and is in accordance with WSTF's accounting policies;
- iii) Evaluate and obtain a sufficient understanding of the projects' internal control structure, access control risk, and identify reportable conditions including material internal control weaknesses;
- iv) Perform tests to determine whether WSTF had complied, in all material respects, with agreement terms and applicable laws and regulations.

Summary of Questioned Costs

The auditors questioned expenditure amounting to **KES 4,594,028** from the review of expenditure incurred for the sampled projects as a result of it being unsupported, inadequately supported or overstated (Table 25).

Table 26 : Questioned costs for 2018/19 per project and County

Project name	Funding Source	County	Total expenditure incurred - KES	Questioned Cost - KES	% Questioned cost
Doldol Luisukut Water Project	J6P	Laikipia	4,018,344	19,000	0%
Sirimon CLTS	J6P	Nandi	491,143	10,643	2%
Lelmokwo Water Project	J6P	Nandi	1,379,083	1,315,083	95%
Tharaka Nithi County Water Bill	J6P	Tharaka Nithi	2,998,344	2,728,600	91%
Murugi Mugumango	J6P	Tharaka Nithi	386,560	125,000	32%
Kasha WRUA	GGEP	Garissa	8,625,555	99,290	1%
North Mathioya WRUA	IFAD	Muranga	3,276,890	29,100	1%
Upper Maragua WRUA	IFAD	Muranga	3,622,493	20,000	1%
Mudhe Water Project	EU-Share	Marsabit	1,060,254	75,000	7%
Quachacha Water Pan Project	EU-Share	Marsabit	8,230,222	75,000	1%
Isakhia Water Project	EU-Share	Wajir	4,931,742	97,312	2%
Total			39,020,630	4,594,028	12%

The Joint-Six Programme (J6P) had the highest amount questioned costs during this cycle of audits with **KES 4,198,326** being questioned. The department is making a follow-up on the matters too.

Status of All Questioned Costs

The questioned costs from the various rural harmonized audits including 2018/2019 stand at KES 50,089,456 as at 30 June 2020.

Table 27 : Questioned costs trend as from 2011 to 30th June, 2020

Financial Year	Original Questioned costs	Open Questioned costs- December 2016	Open Questioned costs- June 2017	Open Questioned costs- June 2018	Open Questioned costs- Sept. 2019	Open Questioned costs- Jan. 2020	Open Questioned costs - June 2020
2010/11	9,872,132	-	-	-	-	-	-
2011/12	17,337,047	16,318,922	15,751,790	16,144,513*	16,144,513	16,144,513	16,144,513
2012/13	21,020,446	8,883,799	6,764,905	5,031,090	5,031,090	5,031,090	5,031,090
2013/14	17,772,684	2,578,362	2,578,362	4,948,157*	4,948,157	4,948,157	4,948,157
2014/15	4,049,388	3,644,524	3,644,524	1,661,534	1,661,534	1,661,534	1,661,534
2015/16	3,955,055	3,955,055	3,479,055	3,479,055	3,479,055	3,479,055	3,479,055
2016/17	720,600	-	-	720,600	720,600	720,600	720,600
2017/18	13,510,479	-	-	-	13,510,479	13,510,479	13,510,479
2018/19	6,061,545					6,061,545	4,594,028
Total	94,299,376	35,380,662	32,939,236	31,984,949	45,495,428	51,556,973	50,089,456

*There was an increase in the reported questioned costs for the audit period 2011/12 and 2013/14 due to the re-opening of some questioned costs that did not get approval for closure from the Board of Trustees. These costs will be reconsidered for closure after getting further evidence.

The department has been following up on the outstanding costs by making visits to the affected projects as well as engaging the external auditors' technical team to assess whether the projects have met their objectives. The Fund has also engaged the EACC to assist in the follow up of corruption related matters.

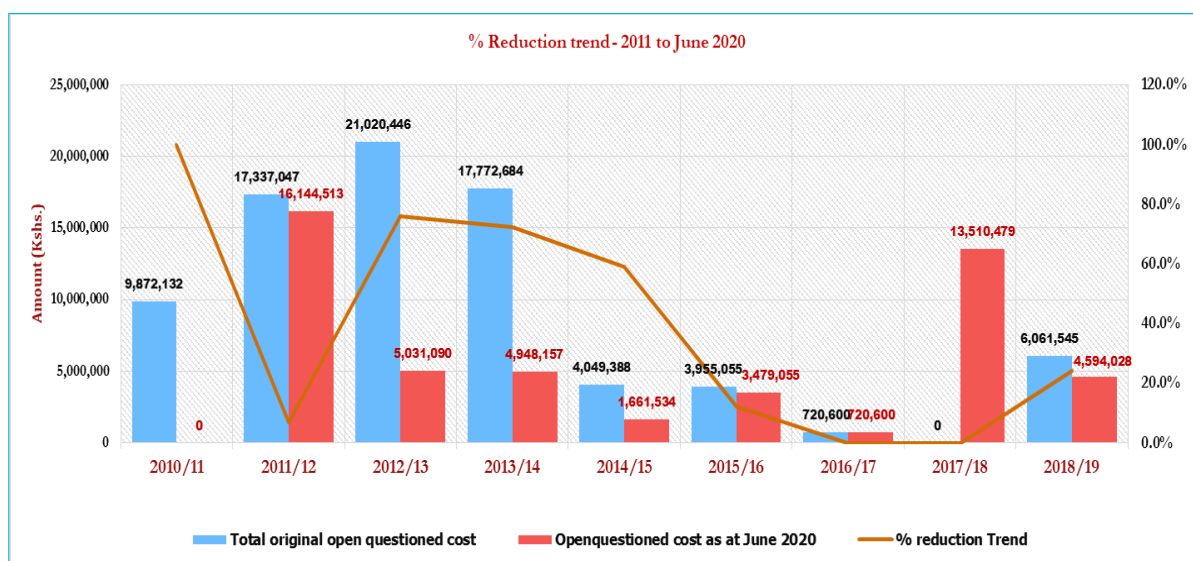


Figure 14: Questioned cost trend as from 2011 - 2020

Statutory Audit

During period, the Office of the Auditor-General (OAG), released the statutory audit report of the Fund in which he issued an unqualified opinion on the financial statements of WSTF.

Chapter 5: Capacity Development, Monitoring, Evaluation

Introduction

The realization of WSTF's key strategic objectives is anchored on engagement of implementing partners with adequate capacity to plan, develop, implement, monitor and supervise its investments. The WaterFund's key role in the project implementation cycle is resource mobilization, investment appraisal and financing, risk management and reporting. In order to ensure that fiduciary risks are adequately identified and mitigated against, the WaterFund invests in and monitors the implementation of programme activities as well as evaluates the achievement of specified objectives.

During the year under review, the WaterFund continued to implement Monitoring and Evaluation approaches focused on tracking project implementation and outputs and the systematic measurement of the achievement of component objectives, programmes completion, timeliness and effectiveness. This has led to improved provision of strategic information to inform planning, design and implementation of projects. This chapter details the approaches taken in the monitoring and evaluation of the WaterFunds' Investments as well as the key outcomes in the results framework.

Monitoring and Evaluation approaches

The WaterFund continued to undertake monitoring and evaluation functions through County Resident Monitors, County Resident Engineers and engagement of independent consultants through planned routine monitoring. The WaterFund undertakes monitoring and evaluation functions through the following approaches:

CRM engagement and alignment

During the period under review, the WaterFund retained a total of 20 County Resident Monitors (CRMs) who are based at the respective Counties and responsible for undertaking monitoring and support functions at County level. It is noteworthy that 18 CRMs continue to support programmes in more than one county. This is mainly attributable to counties in which investments value and scope does not warrant engagement of full time CRMs.

The CRMs continued with their support to the WaterFund in addressing, technical, social and financial issues related to all WSTF investments while working closely with the WaterFund's implementing partners. The monitors furnished the WaterFund with specific project implementation reports and monthly reports covering status of all on-going investments in their Counties. In addition, the CRMs were actively involved in the Joint Annual Operations Monitoring exercise and follow up on audit issues.

The WaterFund conducted a performance appraisal for the CRMs resulting in non-renewal of contracts for CRMs for Marsabit, Wajir and Mandera Counties. The CRM for Isiolo is currently supporting Marsabit County while the County Resident Engineer for Mandera is acting as both RE and CRM for the County.

Resident Engineers Engagement

During the period under review, the WaterFund continued the engagement of Resident Engineers for Lamu, Mandera, Tana River and Wajir Counties in addition to Narok, Nandi and Tharaka-Nithi. The REs are to support the implementing partners with technical support in projects implementation as well as compliment the CRMs. The REs whose contracts had expired were renewed based on the appraisal and recommendation of their supervisors.

Engagement of Independent Consultants and Technical Advisors

The WaterFund engages framework consultants to support it in routine short term consultancies. The consultants are expected to offer technical support to implementing partners, capacity building, spot check monitoring, technical audit support, provision of support agency services and investigation and assessment services.

During the period under review, the WaterFund continued to work with the consultants and Technical Advisors to support the Investments Programmes in the following areas;

- i) Supporting in registration, planning and proposal development,
- ii) Offering quality assurance to projects and advice on quality control systems to water utilities,
- iii) Provision of mentoring support to water utilities and CRMs on technical areas such as procurement, contract designs/supervision, and other related utility systems,
- iv) Capacity building/Training including; supporting the development of operations and maintenance plans; development of Commercial Operations & Accounting Procedures Manual; and training the WU in adopting business planning as integral part of the operating process;
- v) Supporting water utilities to develop and review their business plans in order to ensure profitability and enhanced creditworthiness of the water utilities,
- vi) Offering strategic guidance to related programme outcomes including: interactions with County Governments; linkages with WRUAs and compliance to WRA requirements; collaboration with public health

Engagement of Field based KEWI interns

The WaterFund in strengthening the operations and maintenance of projects funded under the Joint 6 Programme in Kwale, Laikipia, Migori, Nandi and Tharaka Nithi Counties, engaged field-based interns to support the utilities. The WaterFund entered into a Memorandum of Understanding (MoU) with the Kenya Water Institute (KEWI) on Capacity Building support to the J6P Programme. Under the MoU, KEWI provides graduates for internship engagement to the J6P Programme. Currently, a total of 20 interns are engaged on a six months contract to various J6P funded Water Utilities.

With a clear terms of reference, the interns are to support in operation, maintenance, metering, record keeping, capacity building, billing and continuous mapping of the Utilities' Infrastructure in the service area. This is to ensure efficiency, effectiveness, sustainability and relevance in the delivery of water and sanitation services to target beneficiaries.

The KEWI-WSTF Internship programme has recorded positive outputs, impacts and the outcomes that are beneficial to the utilities and communities in the short term,

medium term and long-run. Initially, the interns were engaged on a six months contract and upon evaluation of performance, those whose performance were considered to be good had their contracts renewed for a further 6 months. During the period of engagement the programme has achieved the following: Increase in revenue realized by the utilities as a result of improvement in billing and payment follow-ups due to improved capacity of the utility; Reduction in non-revenue water due to metering of consumers and efficient operation and maintenance of infrastructure; and improved service delivery resulting from efficient record keeping.

In addition, the in-house training the interns are providing to the utilities have not only improved the technical capacities but also support aspects such as customer service. In return, the interns have gained valuable experience due to their exposure to the practical aspects of their training under the mentorship of experienced technical staff with some already being absorbed as full time employees with more expected to secure employment placement in the various utilities.

Routine Project Monitoring

The Fund undertook a monitoring and evaluation coordination role through its Planning, The WaterFund undertook a monitoring and evaluation coordination role through its Planning, Research, Monitoring and Evaluation department. Monitoring is usually integrated and undertaken by specific programme teams with the technical support of officers from the Planning, Monitoring and Evaluation department. The department is strongly supported by a team of Technical Advisors (TAs) in the achievement of its Monitoring support role. This function is further augmented by independent framework consultants engaged by the WaterFund from time to time.

During the period under review, a total of 176 (100%) projects against an annual target of 150 were monitored bringing the proportion monitored to 117.3% as summarized in table 27 below. A summary of the key issues and their mitigation measures is provided in table 28.

Table 28: Summary of projects monitored against targets in 2019/20 FY

Investments	Target	No. Monitored
Monitor rural investment projects and develop monitoring reports	86	98
Monitor water resources projects and develop monitoring reports	64	78
Total	150	176

The issues noted during the routine project monitoring are detailed below in addition to the remedial measures taken for specific flagged projects.

Table 29: Summary of projects' monitoring issues and their mitigation measures

No.	Key Issue	Mitigation Measures instituted
1.	Inadequate capacity of the implementing partners to implement and sustain project and related benefits	Pre and post implementation and completion training and continued project follow up to augment routine training Engagement of Resident engineers to support in implementation of projects
2.	Management and governance challenges by the implementing partners	The Fund has seconded Qualified KEWI Graduates to support implementing partners to support project implementation and address specific project implementation issues
3.	Slow adoption of Service Delivery Models to address governance issues	Integration of the Service Delivery Models in the WSTF Utility Capacity building programmes
4.	Inadequate Assembly support to the County Executive hampering implementation of the capacity development initiatives	Continued County engagement with the County Governments for accelerated implementation of planned actions. Sensitisation of the County Assemblies improving the support to the executive. Implementation of the County Engagement Strategy
5.	Reporting challenges by the implementing partners especially on technical project aspects	Engagement of subject matter specialists expected to enhance project implementation e.g. under the GGEP, Turkana West Refugee programme
6.	Political interference affecting programme implementation	Adequate pre-implementation sensitization of the key stakeholders to enhance programme support
7.	Sustainability challenges of the established county working groups	Sensitization of the County Executive for continued support to established forums as critical engagement and decision support systems
8.	Inadequate management schemes for rural sanitation projects	Investments in rural sanitation to be structured for enhanced sustainability. This includes the establishment and specialized training of management committees.








Flagging of projects

As part of the fiduciary risk management, mitigation and monitoring, the Fund routinely flags projects as an escalation procedure to expedite required actions based on the risk event and the likely impact on the realisation of the project objectives. The flags are initially raised by the CRM on the first instance or the monitoring teams. These are then reported to the WSTF M&E team and the programme team for review and advice on the required action. The events are communicated to the internal audit and risk department for risk assessment as well as follow-up action. Based on the assessment, the projects are flagged as yellow (average risk) and red for high profile risks. The Investment and Monitoring Committee of the Board as well as the Audit Committee are appraised on the projects issues on a quarterly basis with recommendations for action communicated to the management. Issues management and flagging system is part of the wider implementation of the risk management system through the Risk Management Framework.




The following table details the status of flagged projects in the investment programmes and the project specific issues as at 30th June, 2020.

Table 30: Summary of Rural Flagged Projects as at 30th June, 2020

NO	PROJECT NAME	COUNTY	PROGRAM	STATUS AS AT 30 th June,2020	CURRENT STATUS	ACTION	
1.	Tharaka-Nithi Bill	Tharaka-nithi	J6P	Questioned cost of Ksh 2,728,600	Status remains as at the end of December, 2019	Follow up by CRM on going	
2.	Wama WRUA	Marsabit	GGEP	First payment to contractor done 2 weeks after the contract was signed between the contractor and the WRUA	First payment to contractor done 2 weeks after the contract was signed between the contractor and the WRUA	Programme Team Leader to follow -up the issue.	
3.	Thika Mutikali ala WRUA	Muranga	IFAD	Payment vouchers for the months of September and October, 2019 not supported; weaknesses in procurement noted; quotations not properly filled.; figures and dates were changed in the quotation; evaluation cost budgeted for was Ksh 20,000 but the WRUA spent Ksh.40,000	Status remains as at end March,2020	Programme Team Leader to follow -up the issue	
4.	Lelmokwo Water Project	Nandi	J6P	The project components vandalized (rising main and master meters)	An alternative source identified, preliminary design report prepared and shared with WSTF HQ (Vandalism occurred during demolition of the Lelmokwo old treatment works).	African Development Bank and WSTF discussions on alternative source ongoing	
5.	Kasha WRUA	Garissa	GGEP	Accountability challenges (200,000 for accompanying measures unaccounted for); retention fees and VAT not withheld; non-compliance with the financing contract	Status remains as at end of Q3	Project follow-up by the CRM and the M, RIP on-going.	
6.	Kone Water and Sanitation Projects	Tana-River	MTAP 2	Doubtful expenses of Kshs. 6m	Doubtful expenses of Kshs. 6m	Matter referred to EACC	
7.	Qachacha Water project	Marsabit	EU SHARE	Contractor has not completed works related to auxiliary activities	Contractor has not completed works related to auxiliary activities	Programme team leader to follow up	
8.	Kathand eini CFA	Kirinyaga	IFAD	Cash book not properly maintained; no entry in cash column despite withdrawals and the cash book is not closed off balance on a monthly basis. Quotations missing dates for return and opening. Payee Name not indicated on most payment vouchers and the payment vouchers are not signed by the Chairman and the Treasurer.	Status remains as at end of May, 2020	Follow up by programme team leader and CRM ongoing	

NO	PROJECT NAME	COUNTY	PROGRAM	STATUS AS AT 30 th June,2020	CURRENT STATUS	ACTION	
9.	Irangi CFA	Embu	IFAD	Cheque book not updated;; evidence of blank cheques having been signed; cheque counterfoils not properly filled and some left blank.; Quotations not properly filled; specifications of the required items not given (supply of bamboo seedlings, not specified as giant bamboo), tender evaluation minutes not seen and no letters of regret were written to the bidders who lost. Cash purchases noted; use of cash sale receipts without ETR e.g. purchase of horse pipe @ Ksh. 27,000/- and most receipts are not dated. Minutes of cash withdrawals not seen. Expenditures tie to the budgeted amounts without a slight variation on any item, this is not realistic	Status remains as at end of May, 2020	Follow up by programme team leader and CRM ongoing	
10.	Chuka CFA	Tharaka Nithi	IFAD	Poor document filling; payment vouchers are not filed serially; Cash book entries not adding up; a cash withdrawal of Ksh. 120,000/- not broken up to match the expenditures associated with it; .Minutes of cash withdrawals not seen, however KFS approval seen; Payment of allowances for the procurement committee totalling to Ksh. 9,000/- not in the budget and require to be refunded.	Status remains as at end of May, 2020	Follow up by programme team leader ongoing	
11.	Laikipia Bill	Laikipia	J6P	The bill didn't pass second reading due to political interference	There has not been much progress in resolving the issue especially after the Covid -19 measures to limit meetings	<i>The County wants to reintroduce the bill with their own cost</i>	
12.	Chogoria CFA	Tharaka Nithi	IFAD	Delayed implementation of CFA activities due to a change in CFA account details.	Delayed implementation of CFA activities due to a change in CFA account details.	Programme Team Leader to follow -up the issue.	
13.	Doldol CLTs Project	Laikipia	J6P	Activities done not matching with the cost used and some activities not involving public health officers	There has been some progress on this project. The project committee in collaboration with the Public Health Officer, have re done that CLTS activities at their own cost, now at Post triggering stage.	Programme Team Leader to follow -up the issue	
14.	Sirimon CLTs	Laikipia	J6P	Ksh 130,000 overspend causing some scopes not to be implemented	Ksh 130,000 overspend causing some scopes not to be implemented. There has not been any progress on this project.	Programme Team Leader to follow -up the issue	

NO	PROJECT NAME	COUNTY	PROGRAM	STATUS AS AT 30 th June,2020	CURRENT STATUS	ACTION	
					The CRM has made frequent follow ups for the project to implement the activities on their own cost, but there has been laxity by the project committee to do so		
15.	Laikipia County water Bill	Laikipia	J6P	The bill didn't pass second reading due of political influence	The bill didn't pass second reading due of political influence The CEC- Water did follow up. The process to re-introduce the bill kicked off in February 2020 by the county legal team and Water Committee. However, there has not been much progress after the Covid -19 measures to limit meetings	The County wants to reintroduce the bill with their own cost	
16.	Nyapros ony Water supply project	Migori	J6P	50M ³ elevated steel tank constructed but is lacking the inlets/outlet, has never received water. 5no Water kiosks constructed but have never received water hence not been operational	Alternative source to supply water to the infrastructure has been identified. The tank received water and waiting to supply water to the five kiosks. It is anticipated that the project will be operation in two weeks' time	CRM to update programme team on the progress	
17.	Saba WRUA	Muranga	IFAD	Payment for facilitator on spring protection awareness paid Ksh.30, 000 on 29 th July, 2019 need to be well justified with respective support documents.	All questioned areas were addressed by the WRUA and report submitted to WSTF	Implementation ongoing and second trench disbursed to the WRUA	
18.	Kiama WRUA	Muranga	IFAD	Cash book entries not matching individual payment vouchers. Budget to expenditure details are without variance which is not practical	Cash entries have been updated and reconciled with expenditure. Expenditure detail is provided for variance which reconcile with allocated budget.	Programme Team Leader to follow -up submission of the FAS	
19.	Lower Mathioya	Muranga	IFAD	Most of the payment vouchers missing support documents, Missing details of payee in most payment vouchers.	All payment documents have been updated and reconciled with expenditure	Upon satisfactory of the report submitted to WSTF second trench disbursed to WRUA	
20.	Upper Gura	Nyeri	IFAD	Cashbook entries not matching or reconciling, an expenditure or cash withdrawal of Ksh 20,000 for report witting not available for review.	The issues resolved and report submitted to WSTF	Cases addressed and second trench disbursed to WRUA	
21.	Kagumo WRUA	Nyeri	IFAD	Frequent cash withdrawal not matching expenditures amounting to Ksh 60,200.Cash at hand of Ksh 9,760 held for the period of August –October, 2019 not banked into project	Issues resolved and the WRUA issued Second disbursement	All questioned expenditures accounted and second trench disbursed to WURA	

NO	PROJECT NAME	COUNTY	PROGRAM	STATUS AS AT 30 th June,2020	CURRENT STATUS	ACTION	
				account. Some cheque withdrawal not factored in the cash boo			
22.	Buriya	Wajir	GGEP	Preliminary activities of second disbursement not accounted.	Financing contract terminated and project closed	Financing agreement terminated	

Source: WSTF Issue log monitoring, 2019/20, Audit reports, field monitoring reports, NB; The projects flagged 'green, indicates total compliance to issues raised

County Capacity development support

During the period under review the Fund continued to undertake activities aimed at enhancing the capacity of the Counties to realise their mandate. These are detailed in the following sub-chapters;

County Engagement Strategy

The County Engagement Strategy was finalized and published in the second quarter of 2019/2020 as a key document to be relied upon in any engagement of the WaterFund with the Counties. The document is available on the WaterFund's Website. During the period under review, the WaterFund disseminated the published County Engagement Strategy to the counties and has since embarked on the implementation of the Strategy with formation and strengthening of existing County Working Groups on course. The counties are expected to actively participate in the working groups as they are the key agents to drive the implementation of the strategy within the counties

Development of County Water Master Plans

Under the J6P programme, the WaterFund supported Nandi, Laikipia and Tharaka Nithi Counties in the development of their Water Master Plans. This will not only provide a foundation for water development but also guide the Counties in directing investments that rely on water for growth. The development of the Water Master Plans for Tharaka- Nithi and Nandi have been finalized and published report distributed to counties for implementation with that of Laikipia in its final stages and is anticipated to be completed by end of Quarter one of FY 2020/2021 due to the challenges of the current Corona Virus crisis.

County prototype Bill

Under the J6P programme, the Fund is supporting Laikipia and Tharaka Nithi and Kwale Counties in the development of their Water prototype bill. This will not only provide a foundation for water development but also guide the Counties regulation framework for water sector and sanitation in the Counties.

During the period under review, the Tharaka Nithi Water prototype bill was subjected to stakeholder participation. Stakeholder's view were in cooperated, the final report prepared, printed and is awaiting to be presented to the Cabinet before reintroduction to the County Assembly while that of Kwale water prototype bill was gazetted and finalized as water law. It is anticipated that the law to be commissioned by end of the current crisis. The Laikipia prototype bill was also presented to the public for participation. The bill has incorporated inputs from public and is awaiting the second reading at the County Assembly

Baseline survey support – EU CIPRA

The WaterFund with support of consultants undertook a baseline survey for the eight programme target Counties of Kitui, Kilifi, Kajiado, Taita-Taveta, Samburu, West-Pokot, Mandera and Baringo to determine the pre-investment indicators for the programme. The baseline survey was also to support in updating the logical framework of the programme as well as determine the county investment priority areas in line with the County Integrated Development Plans. The baseline survey reports were subjected to stakeholder participation and adoption by the Counties after which the reports were finalized and published.

Development of Project Designs and Reviews, Survey and Tender Documentation Support-EU CIPRA

During the period under review, the WaterFund engaged Consultants to support in the development of project designs and review, Survey and Tender documentation for the eight programme target counties. The assignments are at various stages with Baringo and West-Pokot Counties reports having been finalized while those of Kitui, Kajiado, Taita-Taveta, Kilifi, Samburu and Mandera Counties are at draft stages. These assignments are anticipated to be finalized by end of Quarter one FY 2020/2021.

In addition, a consultant was engaged to undertake a Resettlement Action Plan (RAP) for the Endau Ilimukuyu Dam and Water Project in Kitui County. The RAP is to help in proper planning, relocation and compensation of the project affected persons paving way for the construction of the dam.

Systems Integration Project (SIP)

The WaterFund in strengthening its monitoring systems, initiated the development of a unified project management system based on a thorough analysis of the existing project management systems within the WaterFund referred to as a Systems Integration Project (SIP). The rationale for the SIP was to strengthen WaterFund's programme management capacities, assist in tracking projects progress, anchor the investment policy and aligning the business processes in response to the reporting requirements and corporate restructuring as well as raising flags on areas that require improvement.

During the period under review, the WaterFund developed terms of reference for the development of the SIP, successfully floated bids to potential bidders. However, the process is still work in progress as it was affected by the outbreak of Covid-19 pandemic. The process is scheduled to be finalized in quarter one of financial year 2020/2020 with award of offer letter to the successful bidder to begin development of the SIP with finances from GOK.

Joint Annual Operations Monitoring of WSTF investments 2019

Introduction

From the analysis of data collected on 458 of the sampled projects covering 2,031 out of which 49 were under Results Based Financing, 654 under Urban Investment Programme, 922 under Rural Investment Programme and 443 under Water Resources Investments. The sample included 41 new projects completed in 2018/19, the rest were completed during 2014-2018, and have also been visited in the previous JAOME monitoring. The results showed that the investments attained a sustainability index of 60% in 2019 compared to 50% in 2018 implying an increase of 10% by investments in overall. This can be primarily explained by the progressively improved revenue collection across all investments. The exercise revealed that 67% of investments were found to be fully operational within the 5 years after commissioning.

These results are further enumerated in the following charts and text:

Operational status of the projects

A total of 72% of all visited infrastructures were found to be operational⁴⁹ (Figure 14). Result Based Financing Investments were found to have the most operational investments with 86% of its investments being operational followed by the Water Resources Investments (73%), Urban Investments had 74%, while Rural Investments had 66% operational investments as per Figure 15).

When comparing investment categories, sanitation category was the most successful one with 78% of investments operational at the time of visit, whereas 72% of water Resources investments and 66% of water supply investments were found to be operational (Figure 14). This could be attributed to the fact that the sanitation projects are commonly VIP latrines, which are technically simpler to maintain as compared to other investment options.

(Figure 16).

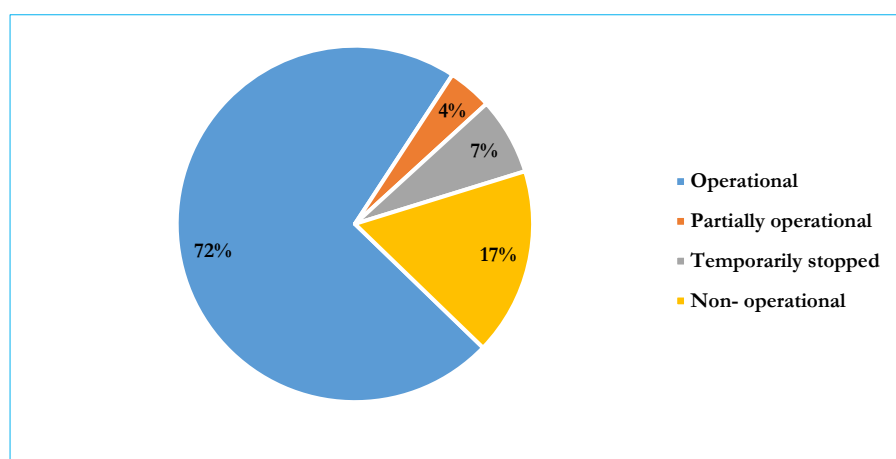


Figure 15: Operational Status- All Investments

⁴⁹ An investment was considered to be operational if it was operating at the time of visit, temporarily stopped if the structure was functional but for example the water source was temporarily dry, partially operational if some of the investment was operating while some components were not, and non-operational if the investment was completely non-functional, it was not being operated or used or the water source permanently dry.

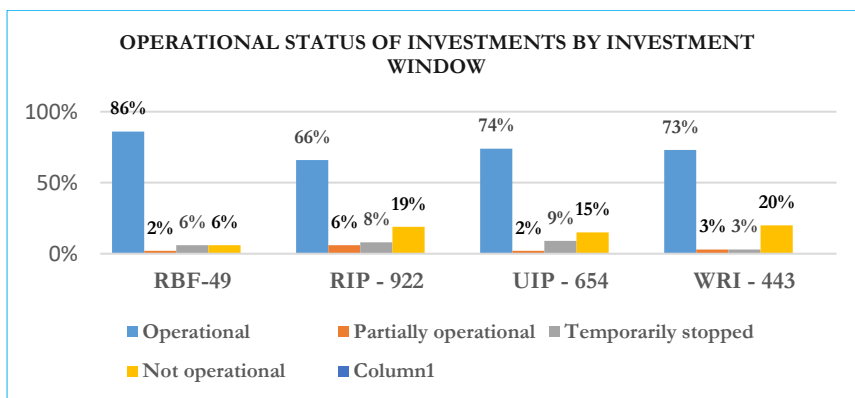


Figure 16: Operational Status per investment programme

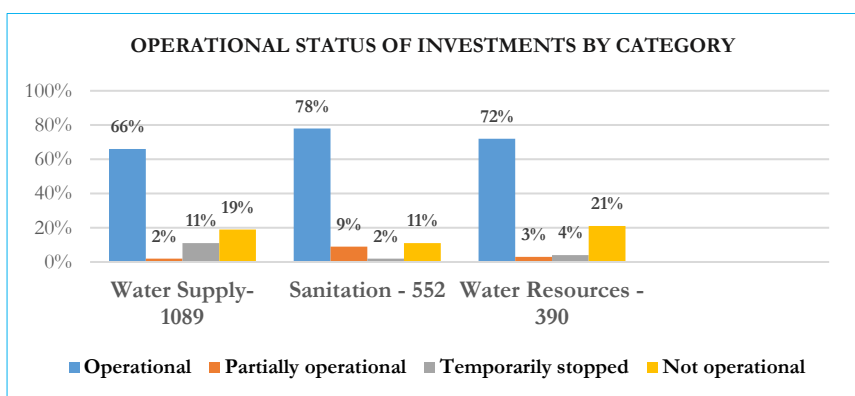


Figure 17: Operational Status per investment category

Sustainability Index

The sustainability index (SI) was developed as a key performance metric to facilitate assessment and monitoring of sustainability of investments. It is a statistical measure describing the sustainability of investments. This tool was established for JAOME 2018 as a key quantitative performance measure to facilitate the assessment and monitoring of sustainability of investments to support progress evaluation over time and the development of appropriate response measures. For the purposes of the assessment, sustainability was defined as the ability of an investment to realize the objectives within 5 years of operation. The sustainability Index comprises of four categories- the Functionality and Reliability of an investment, Revenue collection, Age and Survival rate, and the Condition of the investment.

The Sustainability Index score is between 0 - 100%, with 100% depicting a high sustainability rate of the investments. The highest weight (50%) was given to revenue collection with the idea that without revenue collection, the investment does not have long term sustainability. Functionality, i.e. the operational status, is a key attribute to describe the status of the services and was given the weight of 25%. The age and survival rate of the investment was given a weight of 15%. The condition of an investment was given a smaller weight (10%) since the condition is, while important, not essential for the usability and sustainability of the facility.

The County Sustainability Index (CSI) is calculated using the four indicators described above and in Section 2.6.1. The CSI ranks all the counties based on the composite index calculated for all the monitored investments (Rural, Urban, Water Resources and RBF) in each county (Figure 17). The **Overall SI score for JAOME 2019 was 60**. Revenue

collection scored 27%. Figures 61-63 present the CSI for the Urban and RBF, Rural and Water Resources separately.

The results for the CSI show that there is a large variance in terms of the sustainability of investments across the Counties. Figure 60 below shows the ranking for all the Counties with more than 10 monitored investments, giving the highest score for Kericho (100%), Kitui (97%), Makueni (95%), Kajiado (94%), Embu (93%) Homabay (92) and Machakos (88%). Counties were expected to have at least 10 monitored investments for purpose of representation and comparison. The five lowest ranking counties were Migori (9% CSI with 94 monitored investments), Wajir (38% CSI with 108 investments), Kilifi (44% CSI with 22 investments), Nyamira (46% CSI with 18 investments) and Isiolo (47% CSI with 184 investments).

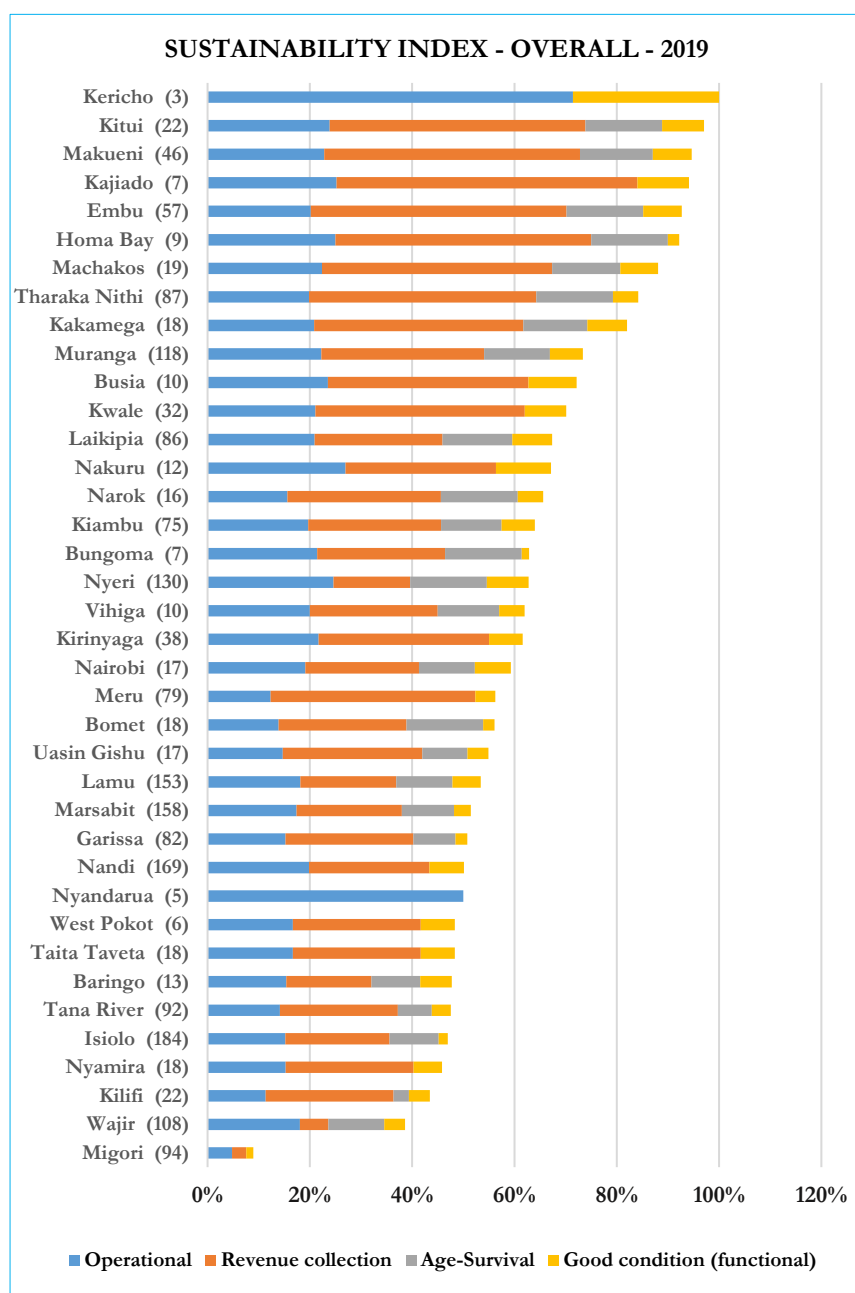


Figure 18: County sustainability index for counties with a sample size of above 10 investments

Sustainability Index by Investment Window

The SI for the visited 696 urban and RBF investments in JAOME 2019 was found to be 65%, with a reduction of 6% from year 2018, when the SI was 71% (Figure 16). While the age survival remained the same, revenue collection rate, operational status and functionality reduced by 7%, 1% and 12% respectively.

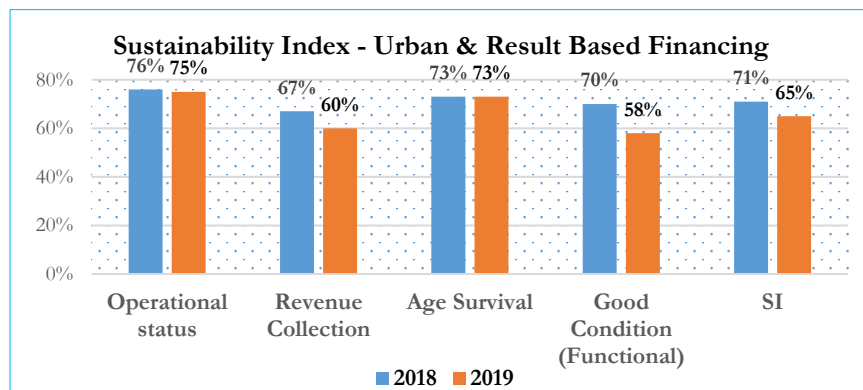


Figure 19: Sustainability Index for urban investments and Results Based Financing.

The SI for the visited 922 rural investments in JAOME 2019 was found to be 53%, with an improvement of 8% from year 2018, when the SI for rural investments was 45% (Figure 19). The improvement is largely attributable to the improvement in revenue collection, operational status and age survival. Functionality recorded almost same value as that of 2018. The overall SI indicators for rural investments also recorded an increase since 2017.

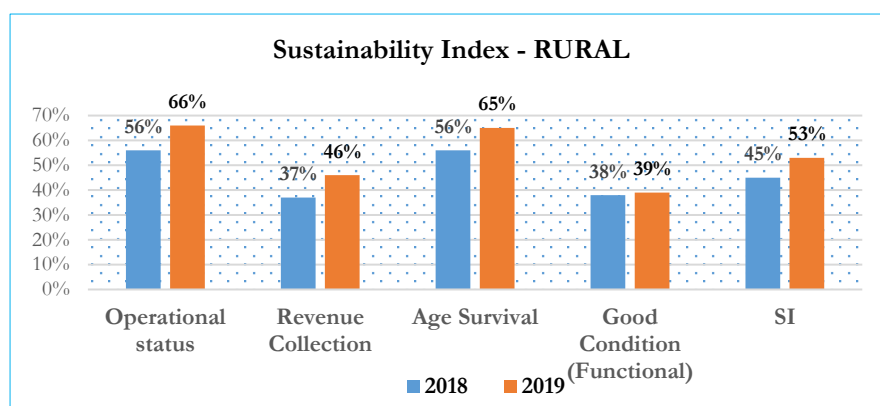


Figure 20: Sustainability Index for rural investments.

The SI for water resources investments in JAOME 2019 was found to be 53%, a remarkable improvement from year 2018, when the SI for water resources investments was 31% (Figure 20). All the four indicators recorded significant improvement from the 2018 JAOME results; operational status improved by 17%, revenue collection by 27%, age survival by 20% and functionality by 5%.

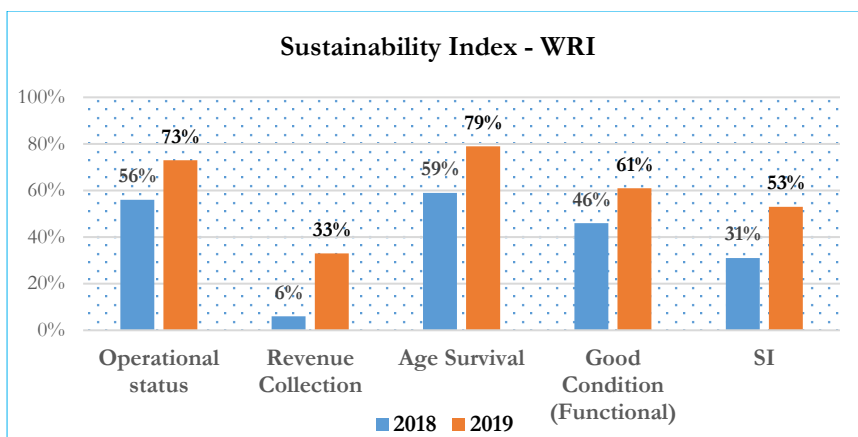


Figure 21: Sustainability Index for Water Resources Investments.

The results show (Figure 21) that the rural investments scored 51% for water supply and 64% for sanitation. Water resources scored 54%. Urban investments reached a higher success rate of SI with 62% for water supply and 82% for sanitation. The performance difference between urban and rural projects is largely related to revenue collection, the primary indicator selected for sustainability, which is higher for urban investments. Similar to the findings in JAOME 2018 & 2017, the urban investments, due to their connection to the established WSPs, collect revenue leading to a consistently higher SI. This points to the need to build a strong culture of revenue collection for the upcoming rural Water Utilities (WUs).

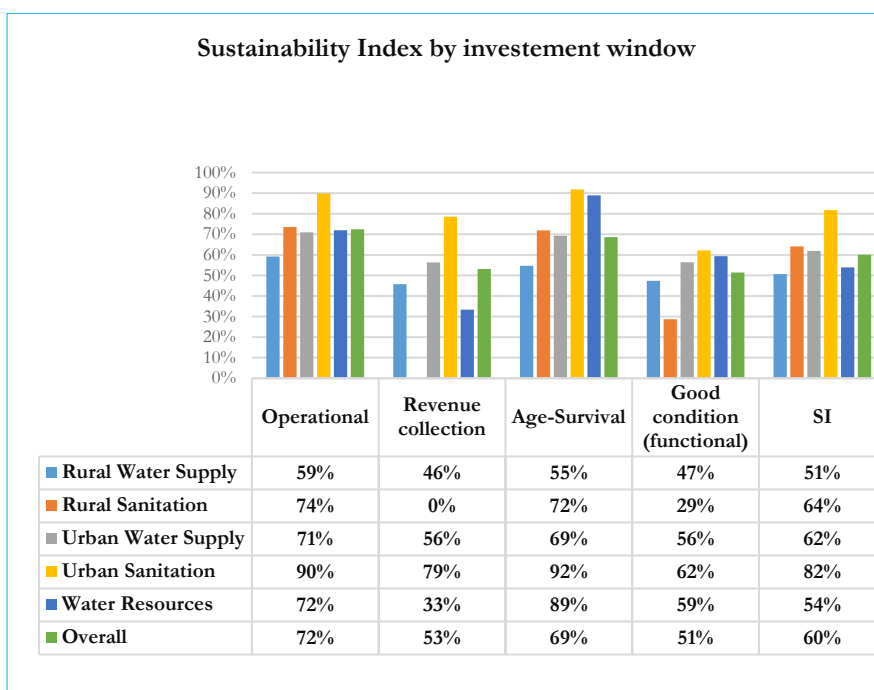


Figure 22: The Sustainability Index (SI) and its four indicators for RIP Water Supply, RIP Sanitation, WRI, UIP Water Supply and UIP Sanitation.

Based Sustainability Index

The Sustainability Index was calculated for each programme separately, presented in Figure 22. The results show that the overall Sustainability Index calculated for all the programmes together was 60%. This was higher by 10% compared to the 2018 results with UPC (Urban Project Concept), DERP (Drought Emergency Response Programme), MTAP II, CPC (Community Project Cycle) OBA (Output Based Aid) and UBSUP (Upscaling Basic Sanitation for the Urban Poor) scoring higher than the average. IFAD (International Fund for Agricultural Development), J6P (Joint Six Programme), KWSP (Kenya Water and Sanitation Programme) and MTAP I (Medium-Term Arid and Semi-Arid (ASAL) Programme) had scores below average. Results for each programme are analysed are in more detail;

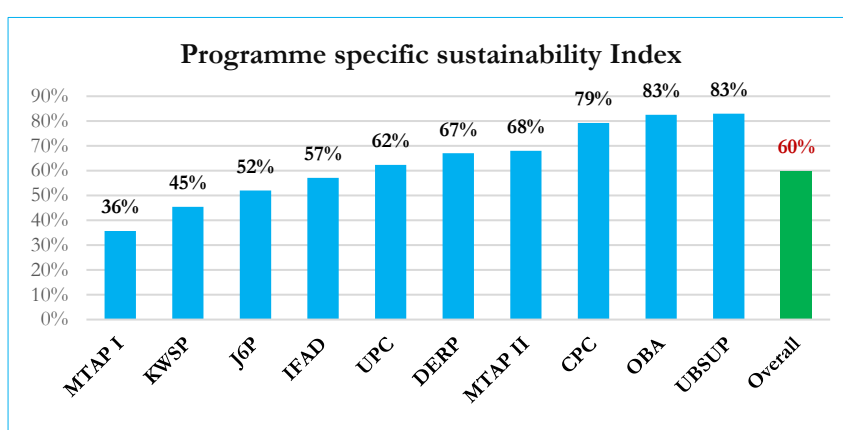


Figure 23: Programme specific Sustainability Index scoring.

Community Project Cycle

With only 1 project (comprising of 13 investments) observed, the CPC programme scored 79% for the weighted SI, and above average on the Sustainability Index across all the indicators (Figure 23). All the investments visited were implemented under Ndula water supply and sanitation project in Thika, were more than 4 years old (funded in 2014 of 2015). Most of the investments were under water supply category (11), with only 2 under sanitation category. All investments were found operational at the time of visit, with 12 in both good condition as well as having good quality of works. One investment (water intake) was found to be in both fair condition and fair quality of works. All communal water points were collecting revenue to the project.

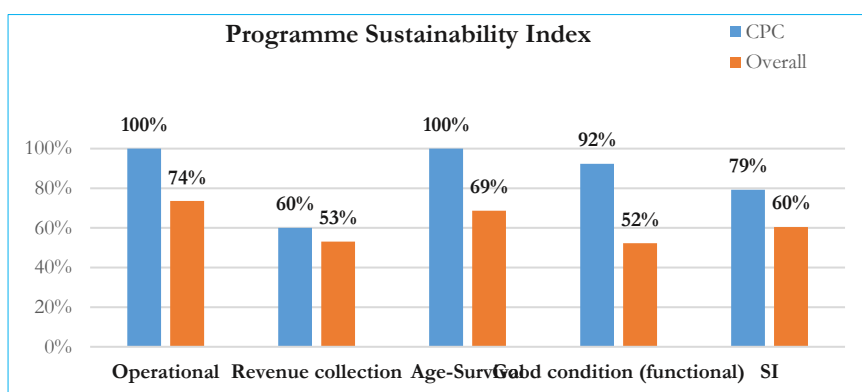


Figure 24: Sustainability Index for the CPC vs. overall results.

Drought Emergency Response Programme

The DERP programme scored 67% for the SI, with above average on condition of investments only. (Figure 24). As all the investments monitored were less than 2 years old since the program was funded in 2017/18, and with no investments expected to collect revenue, the calculation of the SI followed adjusted weighting (Operational - 69% and Good condition – 62%). The sample included 8 projects in total with altogether 13 investments. All the investments were under water supply and include 5 boreholes, 4 water pans, 3 djabias and 1 diesel pump. Out of the 13 investments, 9 were found operational at the time of visit, with reasons such siltation or broken pumps causing the investments not to be fully operational. Considering the fact that most DERP activities are rehabilitations aimed at improving existing investments and given the higher rate of success, WaterFund perhaps need to undertake further studies into the advantages of investing in rehabilitations in other programmes rather than investing in new investments

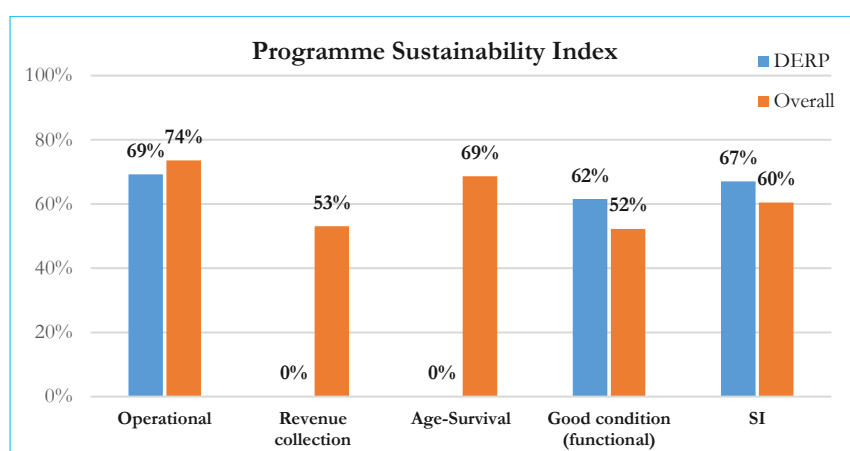


Figure 25: Sustainability Index for the DERP vs. overall results.

International Fund for Agricultural Development

The IFAD programme scored 57% for the SI, with below average on operational status (73%), revenue collection (44%), and age survival with a score of 0%. Condition of investments (60%) performed better than overall. The sample included 30 projects with a total of 270 investments. All the investments monitored were under water resources category. 79% of the investments were found operational at the time of visit with Table 8 gives the details of the operational status for each investment type monitored and the number of investments in the observation.

What lowers the SI scoring for IFAD is the age survival and revenue collection indicator, which scored 0% and 44% respectively. This is common for water resources investments, as WRUAs and CFAs do not commonly collect revenue for their investments. The revenue collection question was asked for all livelihoods, tree nurseries, energy saving jikos and all water resources management structures (RWH pans, RWH dams, RWH djabias, RWH sand/sub-surface dams, RWH tanks, springs, livestock troughs, water pans). As especially the water resources management structures do not generally collect revenue (e.g. RWH tanks at schools), the indicator score is significantly lowered for water resources projects. The investments found collecting revenue were the tree nurseries in 8 out of the 10 CFAs visited as compared to 8 WRUAs out of the 20 visited.

Table 31: Break-down of monitored investments for IFAD and their operational status

Investment type	No. monitored	% Operational
RWH tanks	202	77%
Tree planting transplanted	29	83%
Spring protection	33	94%
Tree planting nurseries	21	62%
Gabions	18	94%
Energy saving jikos	18	100%
Bulk meter	7	43%
RWH sand sub sur face dams	3	100%
Water pan rehabilitation	1	100%
Livestock troughs	2	50%
Fencing catchment	1	100%
Livestock bee hives	5	80%
Installation of early warning systems	7	86%
Pruning	3	100%
Wetland rehabilitation	2	100%
Fire breaks	1	100%
Weir self-regulating	2	100%
Livestock fish ponds unlined	2	100%
RWH pans	16	63%
Common intake	2	50%

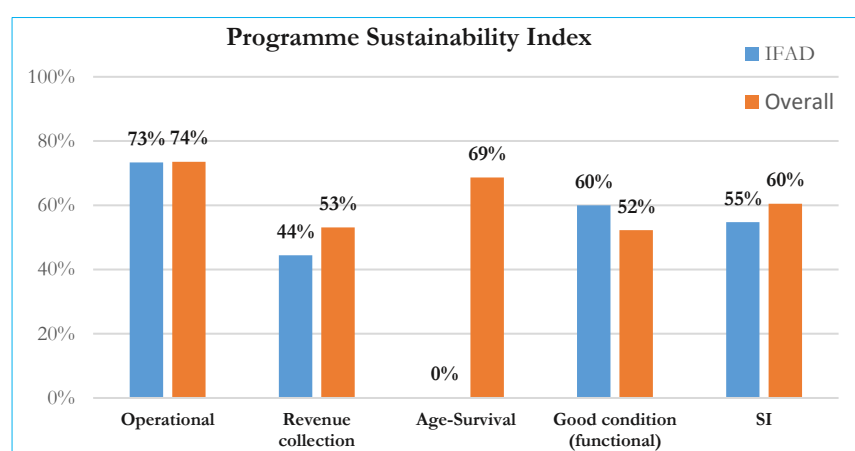


Figure 26: Sustainability Index for the IFAD vs. overall results.

Joint Six Programme

The J6P programme scored 52 % compared to a score of 47% in the 2018 JAOME for the SI, with above average score for condition of investments or functionality and close to average scoring for operational status of investments. Revenue collection scored 44% while age survival had 0%. (Figure 72). As all the investments monitored were barely 2 years old since the first projects were completed in 2017/18. The sample included 21 projects in total with altogether 320 investments. 169 investment were under water supply, 20 under sanitation and 131 under water resources category.

On the overall, 67% of the investments were found operational at the time of visit with 58% of water supply, 95% of sanitation and 70% of water resources. With an exception of the water supply investments, sanitation and water resources investments recorded

improvement when compared with the 2018 JAOME. The revenue collection was found to be 44%, lowering the SI score, as this is an important indicator for describing the sustainability of a project.. What lowers the score the most is the lack of revenue collection in the water resources investments (RWH tanks, sand and sub-service tanks, djabias and springs).

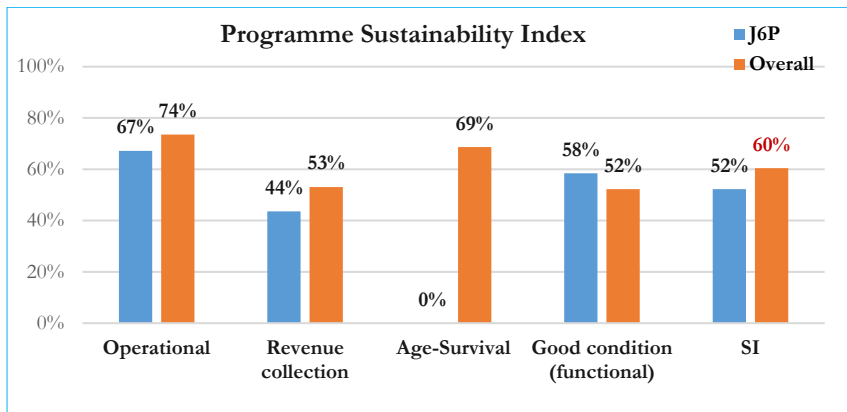


Figure 27: Sustainability Index for the J6P vs. overall results.

Kenya Water and Sanitation Programme

The KWSP programme scored 45% for the SI (Figure 27) with scores below the overall values across all indicators. All the investments were more than 2 years old (funded in 2013/14 or 2014/15). The sample included 2 projects in total with altogether 11 investments, one project under water resources (Iterani) and one under water supply and sanitation (Friends of Hope in Kilifi County). Five (5) of the 11 investments (45%) were found operational at the time of visit, while none were collecting revenue.

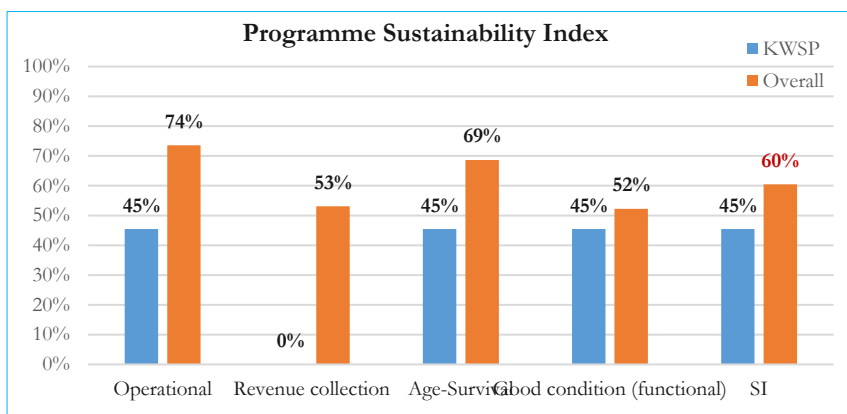


Figure 28: Sustainability Index for the KWSP vs. overall results.

Medium-Term Arid and Semi-Arid (ASAL) Programme (MTAP I)

The MTAP I programme scored 35% for the SI, with below average scoring for all indicators as per figure 28. Operational status and revenue collection scored 65% and 14% respectively hence lowering the SI score as these are an important indicator for SI determination due to the relatively high weights. The sample included 251 projects with a total of 558 investments. 216 investment were under water supply while 342 under sanitation category. 53% of water supply investments, 72% of sanitation were operational. Revenue collection across projects was only 3%. There was no revenue collection in the water resources investments (RWH tanks, water pan and livestock troughs).

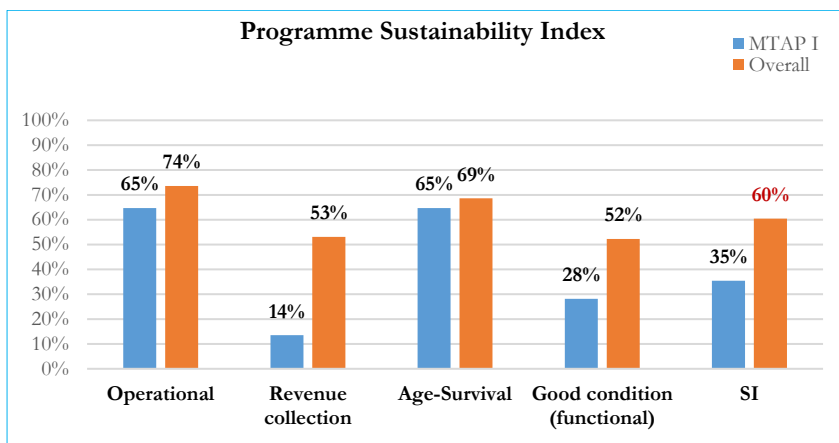


Figure 29: Sustainability Index for the MTAP I vs. overall results.

Medium-Term Arid and Semi-Arid (ASAL) Programme (MTAP II)

The MTAP II programme scored 67% for the SI and scores above average for all indicators with an exception of Functionality which scored 47%. (Figure 29). The sample included 16 projects in total of 74 investments. 45 investment were under water supply, 21 under sanitation category while 8 were under water resources.

The monitoring recorded 64% of the water investments and 67 % of the sanitation investments were operational at the time of visit. The revenue collection was found to be 71%, for the investments.

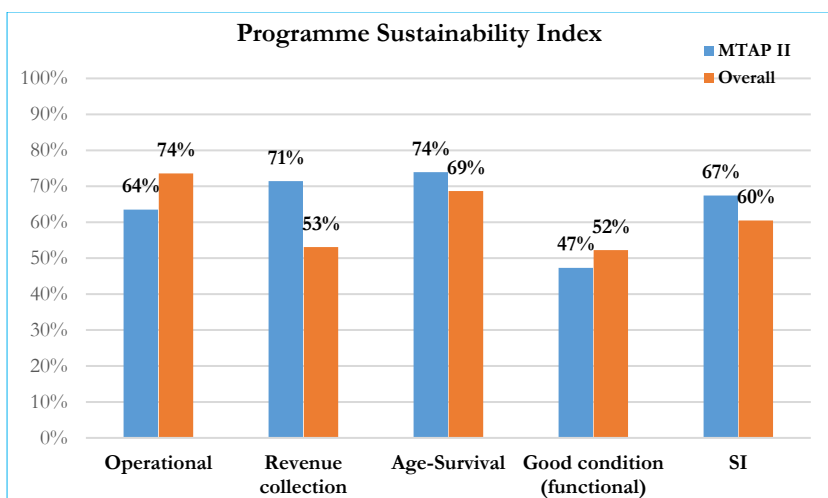


Figure 30: Sustainability Index for the MTAP II vs. overall results.

Output Based Aid

The OBA programme scored 83% for the SI, with higher than average scoring across three of the indicators (operational status, revenue collection and age survival). Both OBA and UBSUP had the highest score. (Figure 30). The sample included 3 projects in total with altogether 49 investments, all of which under the water supply category. 86% of the investments (42 out of 49) were found operational at the time of visit. The investments that were temporarily stopped or non-operational were all under the Nol Turesh project in Makueni County and Murang'a South. The revenue collection was found to impressive at 93% level. Only 51% of the investments were found to be in good condition.

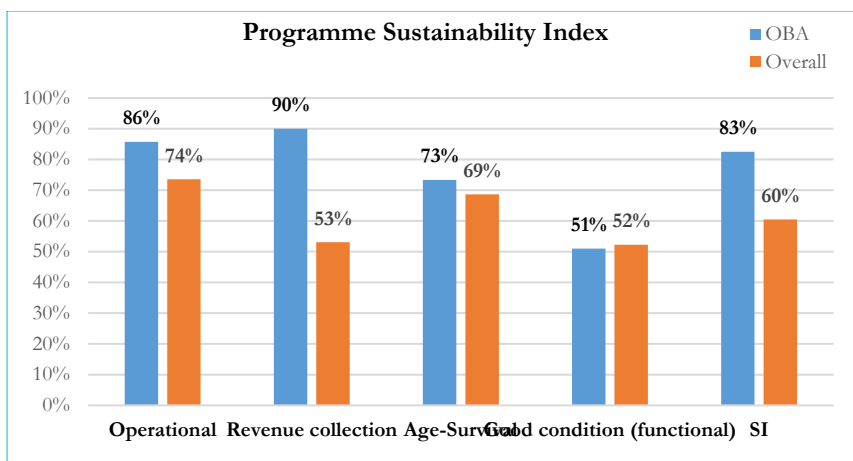


Figure 31: Sustainability Index for the OBA vs. overall results.

Upscaling Basic Sanitation for the Urban Poor

The UBSUP programme scored 84% for the SI, which was the highest of all the programmes, with higher than average scoring across all the indicators in comparison to the average of all the other programmes (Figure 31). The sample included 18 projects in total with altogether 131 investments, all of which under the sanitation category.

92% of the investments were found operational at the time of visit. The revenue collection was found to be 80%, though this only included the 10 DTFs as the household sanitation is not expected to collect revenue. 63% of the investments were found to be in good condition.

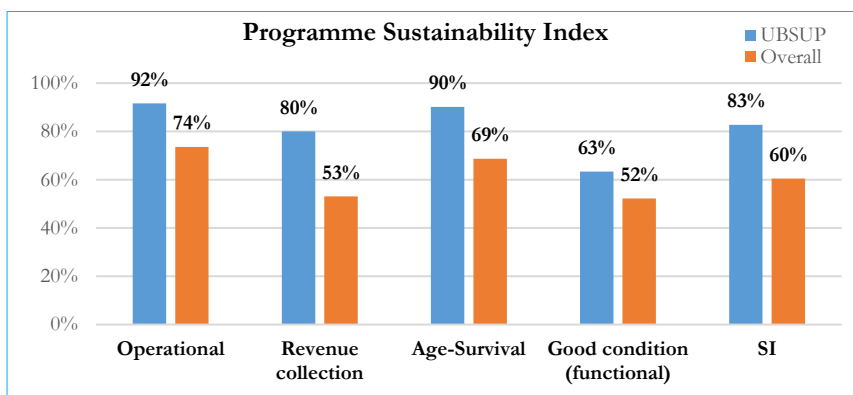


Figure 32: Sustainability Index for the UBSUP vs. overall results.

Urban Projects Concept

The UPC programme scored 62% for the SI with higher than average scoring across three indicators (revenue collection, age survival and functionality) in comparison to the average of all the other programmes (Figure 32). The sample included 57 projects in total with altogether 509 investments. Of the 509 investments, 491 were under water supply and the other 18 were PSFs. Table 10 shows the breakdown of the monitored investments with their operational status. The lowest operational status was with water kiosks (48%), whereas individual connections seemed to have a higher success rate.

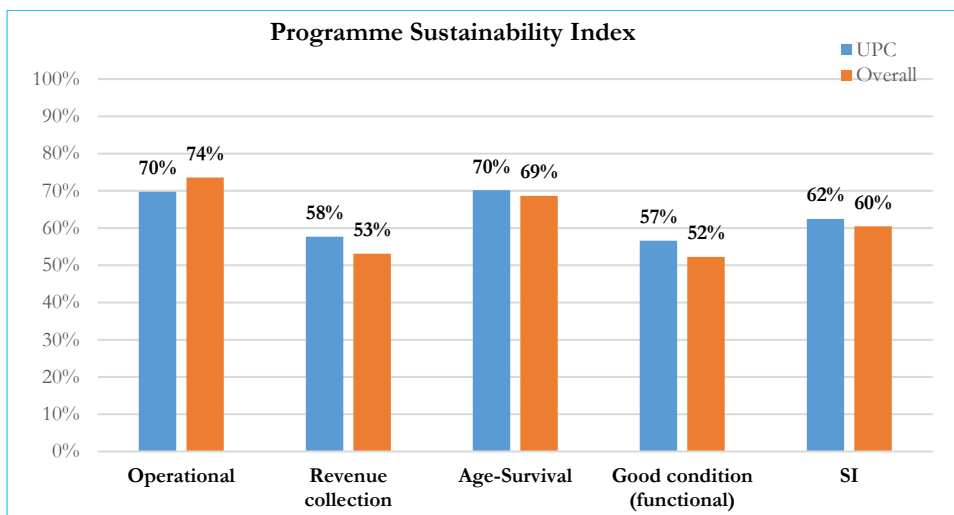


Figure 33: Sustainability Index for the UPC vs. overall results.

Universal Result Based Monitoring and Evaluation Framework

During the quarter under review, the Fund used the results framework as a corporate tool designed to monitor progress in the realization of the Fund's objectives and enhance corporate consistency through consolidation and streamlining of the various reporting frameworks and harmonization across the various financing mechanisms and investment programmes.

The results measurement framework has enhanced a results culture across all levels of the Fund. This has focused on the key strategic priorities: programme progress review, performance management, investment effectiveness, and identification performance improvement areas. The framework entails continual measurement and assessment of both qualitative and quantitative indicators within the national, sector and the Funds frameworks.

The key results areas as detailed in the results framework in the Fund are:

- i) Enhance capacity of the Implementing and support partners to implement projects
- ii) Improved water resources management
- iii) Improved access to water services
- iv) Improved access to sanitation services
- v) Enhanced capacity of WSTF to support project implementation

Most of the programmes experienced implementation challenges manifested in the low levels of absorption and low level of investments during the period under review. This has resulted in an overall yellow to red-flag rating in the performance.

The table below presents the overall rating of the key result areas in the Fund during the quarter under review:

Table 32: Overall rating of the key result areas – FY 2019/20

Key Result area	Rating	Remarks
<p>Results area 1: Enhance capacity of the Implementing and support partners to implement projects;</p> <p>Substantial achievement in capacity building of implementing partners realized particularly by the IFAD, partly in GGEP and WLP programmes.</p>		<p>Areas with low performance includes;</p> <p>i) J6P; 0 No. of counties with approved GESI guidelines against a target of 6.</p> <p>ii) GGEP; 0 No. of counties with effective water legislation and policy framework to support planning and implementation against a target of 8.</p>
<p>Results area 2: Improved water resources management</p> <p>There were shortcomings in the achievement of some of the planned intermediate result for the current period. For instant, there was zero increase in areas with improved planning for water resources against a target of 2,000 under the GGEP while EDE CPIRA delayed implementation start up.</p>		<p>The achievement of targets for this result was average for all programmes. However, programmes are urged to ensure better results in the subsequent quarter. A lot of effort will be required in quarter 4 if achievements are to be realized in this result area.</p>
<p>Results area 3: Improved access to water services</p> <p>Achievement for this result was rated as below average due low performance noted across all programmes during the quarter. Only 510 additional people were noted as reached through the J6P programme.</p>		<p>There is serious need for the specific programmes to evaluate the contributory challenges so as to formulate strategies for ensuring improved performance in this result area in quarter 4</p>
<p>Results area 4: Improved access to sanitation services</p> <p>There were shortcomings in the achievement of some of the planned intermediate result for the current reporting period particularly Household sanitation with only 1,050 people reached under the GGEP programme.</p>		<p>There is serious need for the specific programmes particularly the J6P, WLP and EDE-CPIRA to evaluate the contributory challenges so as to formulate strategies for ensuring improved performance in this result area.</p>
<p>Results area 5: Enhanced capacity of WSTF to support projects</p> <p>Achievement under this results was noted as average.</p>		<p>Rated as average across programmes</p>

Criteria for Rating (based on the results framework achievements)

1= 0% – 20%; 2= 20% - 40%; 3= 40% - 60%; 4= 60% - 80%; 5= 80% - 100%

ANNEXES

PROGRAMME PHOTOS ----- 3

EU-SHARE PROGRAMME PHOTOS -----	3
J6P PROGRAMME PHOTOS-----	4
GREEN GROWTH EMPLOYMENT PROGRAMME PHOTOS-----	5
WATER AND LIVELIHOOD PROGRAMME PHOTOS-----	6
EU-EDE PROGRAMME PHOTOS -----	7
IFAD-UTANRMP PROGRAMME PHOTOS -----	8

FUND ACCOUNTABILITY STATEMENTS----- 9

FUND ACCOUNTABILITY STATEMENT FOR MTAP II EU-SHARE PROGRAMME -----	9
FUND ACCOUNTABILITY STATEMENT FOR J6P PROGRAMME-----	10
FUND ACCOUNTABILITY STATEMENT- GGEP PROGRAMME -----	11
FUND ACCOUNTABILITY STATEMENT FOR WATER AND LIVELIHOOD PROGRAMME-----	12
FUND ACCOUNTABILITY STATEMENT FOR EU -EDE PROGRAMME-----	13
FUND ACCOUNTABILITY STATEMENT FOR IFAD – UTANRMP PROGRAMME -----	14

IMPLEMENTATION STATUS OF ANNUAL WORK PLANS AND PROJECTS ----- 15

WORKPLAN IMPLEMENTATION STATUS – J6P PROGRAMME -----	15
PROJECTS IMPLEMENTATION STATUS – J6P WATER, SANITATION AND WRUA PROJECTS--	18
J6P CLTS PROJECTS -----	25
WORKPLAN IMPLEMENTATION STATUS – GGEP PROGRAMME-----	26
PROJECTS IMPLEMENTATION STATUS – GGEP WATER AND SANITATION PROJECTS-----	29
PROJECTS IMPLEMENTATION STATUS – GGEP WATER RESOURCES PROJECTS-----	33
WORKPLAN IMPLEMENTATION STATUS – WATER & LIVELIHOOD PROGRAMME -----	38
PROJECTS IMPLEMENTATION STATUS -WATER & LIVELIHOOD PROGRAMME -----	40
WORKPLAN IMPLEMENTATION STATUS – IFAD - UTANRMP PROGRAMME-----	45
PROJECTS IMPLEMENTATION STATUS – IFAD WATER RESOURCES PROJECTS BATCH 1 ----	46
PROJECTS IMPLEMENTATION STATUS – IFAD COMMUNITY FOREST ASSOCIATIONS PROJECTS CALL 3 BATCH I -----	57
PROJECTS IMPLEMENTATION STATUS – UTANRMP COMMUNITY FOREST ASSOCIATIONS PROJECTS CALL 3, BATCH I-----	65
PROJECTS IMPLEMENTATION STATUS – IFAD COMMUNITY FOREST ASSOCIATIONS PROJECTS CALL 3 BATCH II -----	72
WORKPLAN IMPLEMENTATION STATUS – EU EDE PROGRAMME -----	75
PROJECT IMPLEMENTATION STATUS- EU EDE PROGRAMME -----	77

PROGRAMME PHOTOS

EU-SHARE PROGRAMME PHOTOS



Elevated Steel tank and 2 door VIP latrine at Ngalabilabia Borehole, Isiolo County



DANIDA finance management technical advisor meeting with LAWASCO Managing Director in his office and another meeting with Kizingitini women at their Djabia site, Lamu County



Electrification of Kina Water Project 2 door VIP latrine at Kina, Isiolo County

J6P PROGRAMME PHOTOS



Completed Kilgoris Public Sanitation Facility



Constructed water kiosk in Kibunga Kakimiki water project and one of the first connections for Solio Settlement Scheme water project.



Ongoing construction of an intake for Kimatkei Kipkoil water project.



Governor of Kwale Assenting to the Water and Sanitation Bill

GREEN GROWTH EMPLOYMENT PROGRAMME PHOTOS




Completed sanitation blocks with branding and hygiene messages at Kiunga and Kizingitini Primary Schools.



The completed 100m3 underground water tank equipped with submersible pump at Bright Girls Secondary School



Kiunga Conservancy djabia under construction



Lower Tana Delta Conservancy - tree nursery and mangrove restoration on going on River Tana

WATER AND LIVELIHOOD PROGRAMME PHOTOS




Completed shallow well



Shadenets (30mx8m) installed at lokichiggio for horticultural farming



Cowpeas in Locho Edome trapezoidal bund farm



UDDT latrine constructed in kakuma refugee camp



Household latrines constructed as a result of CLTS support



Drilled borehole by oxfam at Nakuangat

EU-EDE PROGRAMME PHOTOS



EU-EDE Signed Financing Agreements for Water and Sanitation projects with WSPs representatives



Denmark Ambassador to Kenya at the exhibition booth for WSTF during the 2nd ASAL conference held in Kajiado.



Participants during the Proposal Development Workshop in Taita Taveta



WRUA appraisal for the Proposed Kolit Spring protection by Bendera WRUA, Samburu County



COVID-19 Emergency response 1000L tanks procured and ready for delivery by Olkejuado WSP, Kajiado County



Water trucking in Kilifi by Kilifi Mariakani Water and Sewerage Co. Ltd

IFAD-UTaNRMP PROGRAMME PHOTOS




**Zaina CFA model greenhouse establishment
Nyeri County**



Kabaru CFA tree nursery Nyeri County



**Gatare CFA fishpond installation for trout fish
farming ongoing- Murang'a County**



**Chogoria CFA Operational fishpond, Tharaka
Nithi County**



**Training session of Forest scouts by the MEFECAF
CFA, Meru County**



Riparian Pegging by Ndera Wrua Muranga County

FUND ACCOUNTABILITY STATEMENTS

FUND ACCOUNTABILITY STATEMENT FOR MTAP II EU-SHARE PROGRAMME

WATER SECTOR TRUST FUND				
GoK /MTAP II PROGRAMME				
FUND ACCOUNTABILITY STATEMENT - EU SHARE				
AS FROM 1ST JULY 2019 TO 30TH JUNE 2020				
		QUARTERS 1, 2 & 3	QUARTER 4	CUMULATIVE (ANNUAL)
		FYR 19/20	FYR 19/20	FYR 19/20
	Note	(As at 31.12.19)	(As at 30.06.2020)	(As at 30.06.2020)
Opening Balance -Bank		4,377,151.63	3,424,472.45	4,377,151.63
Opening Balance - Receivables		31,999,574.35	15,467,301.75	31,999,574.35
Total Opening Balance		36,376,725.98	18,891,774.20	36,376,725.98
Receipts - Interest Earned		36,651.52	6,659.78	43,311.31
Total funds available for use		36,413,377.50	18,898,433.98	36,420,037.29
Payments				
CBO Investments	1	15,478,598.70	7,698,199.65	23,176,798.35
WSTF Management fee (5%)		-	-	-
Recruitment of CRMs	2	272,835.00	-	272,835.00
Information campaign & Proposal Preparation		-	-	-
Capacity Building - Sub Grantees		-	-	-
Audit of Projects	3	624,000.00	1,856,000.00	2,480,000.00
Monitoring & Evaluation	4	1,137,200.00	-	1,137,200.00
Bank Charges		8,970.00	930.00	9,900.00
Total Payments		17,521,603.70	9,555,129.65	27,076,733.35
Closing Balance - 30.06.2020		18,891,773.80	9,343,304.33	9,343,303.94
Represented by:				
Cash and Bank balances		3,424,472.45	1,574,498.43	1,574,498.43
Project Receivables	5	15,467,301.75	7,768,807.10	7,768,807.10
		18,891,774.20	9,343,305.53	9,343,305.53
				(1.60)
Notes:				
1. Ksh. 7.6 million was accounted for by the Water Utilities implementing Call 2 projects during the quarter. The total amount accounted for during the year was Ksh. 23.1 million				
2. Ksh. 272,835/- was incurred during the year being CRMs costs for the month of July 2019				
3. Ksh. 1.8 million was incurred during the quarter being audit fee. The total amount incurred during the year was Ksh. 2.4 million.				
4. Ksh. 1.1 million was incurred under Monitoring and Evaluation being projects monitoring costs				
5. Out of the funds disbursed to projects, Ksh. 7.7 million had not been accounted for as at 30th June 2020 forming part of project receivables				

FUND ACCOUNTABILITY STATEMENT FOR J6P PROGRAMME

WATER SECTOR TRUST FUND				
GoK /GoS II/GoF II PROGRAMME (J6P)				
FUND ACCOUNTABILITY STATEMENT - J6P				
AS FROM 1ST JULY 2019 TO 30 JUNE 2020				
		QUARTERS 1,2 & 3	QUARTER 4	CUMULATIVE (ANNUAL)
		FYR 19/20	FYR 19/20	FYR 19/20
	Note	(As at 31.03.20)	(As at 30.06.2020)	(As at 30.06.2020)
Opening Balance -Bank		84,690,814.95	276,196,507.80	84,690,814.95
Opening Balance - Receivables - J6P		144,467,738.04	111,372,461.19	144,467,738.04
Opening Balance - Receivables -OLD GOS		1,075,603.00	1,075,603.00	1,075,603.00
Opening Balance - Receivables - Unsurrendered imprests		103,978.00	1,550,091.65	103,978.00
Payables - CRMs & Resident Engineers costs & suppliers		(16,393,197.50)	(5,958,319.05)	(16,393,197.50)
Total Opening Balance		213,944,936.49	384,236,344.59	213,944,936.49
Receipts				
Funds Received - GoS / GoF	1	285,266,404.20	-	285,266,404.20
Funds Received - Interest Earned	1	1,929,067.25	1,170,733.55	3,099,800.80
Funds Received - GoK Counterpart	1	112,000,000.00	-	112,000,000.00
Cash In Transit	1	-	56,004,725.00	56,004,725.00
Total Receipts		399,195,471.45	57,175,458.55	456,370,930.00
Total funds available for use		613,140,407.94	441,411,803.14	670,315,866.49
Payments				
Counties Strategic Guidelines	2	13,469,381.60	3,483,943.00	16,953,324.60
Equitable Access to Water in catchment areas (Wf	3	17,365,520.35	23,030,838.15	40,396,358.50
Rural Safe Water Coverage	4	179,997,244.35	96,564,776.80	276,562,021.15
Rural Sanitation Coverage	5	6,345,613.00	18,543,775.79	24,889,388.79
WSTF Institutional Capacity	6	11,687,019.05	3,175,629.00	14,862,648.05
Bank Charges		39,285.00	11,040.00	50,325.00
Total Payments		228,904,063.35	144,810,002.74	373,714,066.09
Closing Balance - 30.06.2020		384,236,344.59	296,601,800.40	296,601,800.40
Represented by:				
Cash and Bank balances		276,196,507.80	148,022,112.95	148,022,112.95
Cash In Transit		-	56,004,725.00	56,004,725.00
Add - Project Receivables - J6P	7	111,372,461.19	94,358,765.90	94,358,765.90
Add - Project Receivables -OLD GOS (Kimangao	7	1,075,603.00	1,075,603.00	1,075,603.00
Receivables - Unsurrendered Imprests and refunds		1,550,091.65	184,060.00	184,060.00
payables - CRMs & Resident Engineers Costs & Suppliers		(5,958,319.05)	(3,043,466.90)	(3,043,466.90)
		384,236,344.59	296,601,799.95	296,601,799.95
				0.45
Notes				
1. No funds were received from the Donor during the quarter but the interest earned during the quarter was Ksh. 1.1 million . However, the total funds received from the Donor during the year was Ksh. 285.2 million , GoK counterpart funding was Ksh. 112 million and total interest earned was Ksh. 3 million . As at 30th June 2020, Ksh. 56 million (USD 525,767.23 @ 106.52) was Cash In Transit being funds held at The National Treasury (Central Bank of Kenya)				
2. Ksh. 3.4 million was spent during the quarter under Component 1, being Service Agents Fee for County Water Strategy. The total cost incurred during the financial year was Ksh. 16.9 million				
3. Ksh. 23 million was spent during the quarter under Component 2, being WSTF Management fee and funds disbursed to WRA and funds accounted for byWRUAs. The total cost incurred during the financial year was Ksh. 40.3 million				
4. Ksh. 96.5 million was spent during the quarter under Component 3, this being funds accounted for by the Water Projects, Resident Engineers fees, KEWI Interns pay and WSTF Management fees. The total cost incurred during the financial year was Ksh. 276.5 million				
5. Ksh. 18.5 million was spent during the quarter under Component 4, being funds accounted for by the Sanitation and CLTS projects and Sanitation operational performance. The total cost incurred during the financial year was Ksh. 24.8 million				
6. Ksh. 3.1 million was spent during the quarter under Component 5 being CRMs costs and routine monitoring expenses. The total cost incurred during the financial year was Ksh. 14.8 million				
7. Out of the Total Disbursement to projects (Water Services, WRUAs and Sanitation) Ksh. 95.4 million had not been accounted for as at 30th June 2020 and this forms the projects receivables figure				

FUND ACCOUNTABILITY STATEMENT- GGEP PROGRAMME

WATER SERVICES TRUST FUND				
GREEN GROWTH & EMPLOYMENT PROGRAMME (GGEP)				
FUND ACCOUNTABILITY STATEMENT				
AS FROM 1ST JULY 2019 TO 30TH JUNE 2020				
		QUARTERS 1,2 & 3	QUARTER 4	CUMULATIVE (ANNUAL)
		FYR 19/20	FYR 19/20	FYR 19/20
	Note	(As at 31.03.2020)	(As at 30.06.2020)	(As at 30.06.2020)
Opening Balance - Bank		82,077,739.54	86,578,831.11	82,077,739.54
Opening Balance - Receivables		62,868,654.20	155,083,542.35	62,868,654.20
Opening Balance - Payables		(7,049,240.10)	(14,200,935.00)	(7,049,240.10)
Total - Opening Balance		137,897,153.64	227,461,438.46	137,897,153.64
Receipts				
Funds Received from DANIDA	1	209,150,000.00	300,000,000.00	509,150,000.00
Interest Earned	1	1,282,748.97	1,594,835.49	2,877,584.46
Cash In Transit		-	50,390,353.30	50,390,353.30
Total Receipts		210,432,748.97	351,985,188.79	562,417,937.76
Total funds available for use		348,329,902.61	579,446,627.25	700,315,091.40
Payments				
1. County Capacity & Engagements	2	1,300,060.00	458,950.00	1,759,010.00
2. Water & Sanitation Access	3	63,795,965.45	103,789,097.00	167,585,062.45
3. Water Resources Management	4	11,970,675.70	28,229,478.50	40,200,154.20
4. Capacity Building of Implementing Agents	5	11,114,892.00	4,350,809.00	15,465,701.00
5. Private Public Partnership		10,400.00	-	10,400.00
6. WSTF Institutional Performance	6	22,075,151.00	4,031,489.10	26,106,640.10
9. Financial Management Advisor	7	10,550,000.00	4,800,000.00	15,350,000.00
10. Bank Charges		51,320.00	13,620.00	64,940.00
Total Payments		120,868,464.15	145,673,443.60	266,541,907.75
Closing Balance - 30.06.2020		227,461,438.46	433,773,183.65	433,773,183.65
Represented by:				
Cash and Bank balances		86,578,831.11	233,738,572.70	233,738,572.70
Cash In Transit		-	50,390,353.30	50,390,353.30
Project Receivables -GGEP	8	151,907,567.35	152,289,282.15	152,289,282.15
Payables - CRMs Costs, Mgt Fees,Suppliers		(14,200,935.00)	(2,752,126.50)	(2,752,126.50)
Receivables		3,175,975.00	107,100.00	107,100.00
		227,461,438.46	433,773,181.65	433,773,181.65
				2.00
Notes:				
1. Ksh. 300 million was received during the quarter and Interest Earned was Ksh. 1.5 million . The total funds received from the Donor during the financial year was Ksh. 509.1 million and total interest earned was Ksh. 2.8 million . As at 30th June 2020, Ksh. 50.3 million was Cash In Transit being funds held at The National Treasury (Central Bank of Kenya)				
2. Ksh. 458,950 was incurred under Component 1 - County Capacity and Engagements; for systems review. During the financial year total cost of Ksh. 1.7 million was spent				
3. Ksh. 103.7 million was incurred under Component 2 - Water and Sanitation Access being funds accounted for by the Water and Sanitation projects, monitoring costs for projects and WSTF management fees. The total cost incurred during the financial year was Ksh. 167.5 million				
4. Ksh. 28.2 million was incurred under Component 3 - Water Resources Management being funds accounted for by WRUAs, WRA fees, WSTF Management fees and Monitoring costs. The total cost incurred during the financial year was Ksh. 40.2 million				
5. Ksh. 4.3 million was incurred under Component 4 - Capacity Building of Implementing Agents and Resident Engineers costs. The total cost incurred during the financial year was Ksh. 15.4 million				
6. Ksh. 4 million was incurred under component 6 -WSTF Institutional Performance being project monitoring costs (JAOME), CRMs Costs WSTF Capacity building of staff and Purchase of satellite phones. The total cost incurred during the financial year was Ksh. 26.1 million				
7. Ksh. 4.8 million was incurred under Technical Advisor's costs being Remuneration costs for FMA and WLP staff. The total cost incurred during the financial year was Ksh. 15.3 million				
8. Out of the funds disbursed to projects, Ksh. 152.2 million had not been accounted for as at 30th June 2020 forming part of project receivables.				

FUND ACCOUNTABILITY STATEMENT FOR WATER AND LIVELIHOOD PROGRAMME

WATER SECTOR TRUST FUND				
WATER AND LIVELIHOOD PROGRAMME (WLP)				
FUND ACCOUNTABILITY STATEMENT				
AS FROM 1ST JULY 2019 TO 30TH JUNE 2020				
		QUARTERS 1, 2 & 3	QUARTER 4	CUMULATIVE (ANNUAL)
	Note	FYR 19/20 (As at 31.03.2020)	FYR 19/20 (As at 30.06.2020)	FYR 19/20 (As at 30.06.2020)
Opening Balance - Bank		-	72,066,948.95	-
Add: Receivables - Project Receivables		-	129,471,505.00	-
Add: Receivables - unsurrendered imprests		-	351,636.00	-
Less: Payables		-	(696,013.00)	-
Total - Opening Balance		-	201,194,076.95	-
Receipts				
Funds Received from DANIDA	1	220,459,646.70	-	220,459,646.70
Interest Earned	1	1,491,283.25	603,943.27	2,095,226.52
Cash In Transit		-	225,000,000.00	225,000,000.00
Total Receipts		221,950,929.95	225,603,943.27	447,554,873.22
Total funds available for use		221,950,929.95	426,798,020.22	447,554,873.22
Payments				
1. County Capacity Enhancement	2	3,141,009.00	142,780.00	3,283,789.00
2. Water & Sanitation Access	3	7,437,905.00	48,735,646.55	56,173,551.55
3. Water Resources Management		485,325.00	-	485,325.00
4. Capacity Building of Implementing Agents	4	1,246,950.00	114,540.00	1,361,490.00
5. WSTF Institutional Performance	5	775,438.00	888,076.00	1,663,514.00
6. Project Implementing Unit (PIU)	6	7,670,226.00	1,079,245.00	8,749,471.00
Total Payments		20,756,853.00	50,960,287.55	71,717,140.55
Closing Balance - 30.06.2020		201,194,076.95	375,837,732.67	375,837,732.67
Represented by:				
Cash and Bank Balances		72,066,948.95	70,457,736.22	70,457,736.22
Cash In Transit		-	225,000,000.00	225,000,000.00
Add: Receivables - Project Receivables	7	129,471,505.00	80,735,858.45	80,735,858.45
Add: Receivables - unsurrendered imprests		351,636.00	77,076.00	77,076.00
Less: Payables to WSTF Recurrent and GGEP Accounts		(696,013.00)	(432,938.00)	(432,938.00)
		201,194,076.95	375,837,732.67	375,837,732.67
Notes:				
1. No funds were received from the Donor during the quarter but the interest earned during the quarter was Ksh. 603,943.27 . However, the total funds received from the Donor during the year was Ksh. 220.4 million and total interest earned was Ksh. 2 million . As at 30th June 2020, Ksh. 225 million was Cash In Transit being funds held at The National Treasury (Central Bank of Kenya)				
2. Ksh. 142,780/- was incurred under Component 1 - County Capacity and Engagements being stakeholder workshop costs. The total cost incurred during the financial year was Ksh. 3.2 million				
3. Ksh. 48.7 million was incurred under Component 2 - Water and Sanitation Access being funds accounted for by the implementing partners. The total cost incurred during the financial year was Ksh. 56.1 million				
4. Ksh. 114,540/- was incurred under Component 4 - Capacity Building of Implementing Agents. The total cost incurred during the financial year was Ksh. 1.3 million .				
5. Ksh. 888,076/- was incurred under Component 5 - WSTF Institutional Performance being Project Monitoring costs and Motor vehicles logistics. The total cost incurred during the financial year was Ksh. 1.6 million				
6. Ksh. 1 million was incurred under Program Implementing Unit (PIU) being Remuneration for PIU staff, Purchase of laptops for PIU staff and airtime costs. The total cost incurred during the year was Ksh. 8.7 million				
7. The funds were disbursed to implementing agents in January 2020. However, Ksh. 80.7 million had not been accounted for as at 30th June 2020 forming part of project receivables				

FUND ACCOUNTABILITY STATEMENT FOR EU -EDE PROGRAMME

WATER SECTOR TRUST FUND EU CLIMATE PROOFING PROGRAMME FUND ACCOUNTABILITY STATEMENT - EU CPIR. AS FROM 1ST JULY -30TH JUNE 2020				Q1-Q3	Q4	FYR 19/20 Cummulative Annual
			Note			
Opening Balance				313,842,925.81		
Total Opening Balance			Notes	313,842,925.81		-
Funds Received from EU		313,275,690.00				313,275,690.00
GoK Counterpart		60,000,000.00				60,000,000.00
Interest earned	1	3,951,096.59		1,871,439.83		5,822,536.42
Interest Earned-While at EU share A/C	2			24,516,300.27		24,516,300.27
Project and staff refunds		119,396.00				119,396.00
Less Refund to GOK Pre-Financing	3			(11,908,686.10)		- 11,908,686.10
Total Receipts		377,346,182.59		14,479,054.00		391,825,236.59
Total Funds Available for Use		377,346,182.59		328,321,979.81		391,825,236.59
Payments						
Human Resources	4	15,021,197.90		7,971,276.00		22,992,473.90
DSA	5	3,904,818.00		1,489,840.00		5,394,658.00
Travel		295,940.00				295,940.00
Motor Vehicle Costs		150,000.00				150,000.00
Equipment & Supplies		3,591,474.80				3,591,474.80
Workshops/Conferences/Seminars		450,000.00				450,000.00
Internal Audit & Follow ups	6	1,554,000.00		1,079,223.00		2,633,223.00
County Baseline Surveys	7	29,053,392.00		3,630,800.00		32,684,192.00
Bank Charges - EU CPIRA	8	13,447.50		6,990.00		20,437.50
Other Costs / Services	9	91,000.10		42,000.00		133,000.10
Capacity Development		3,866,385.00				3,866,385.00
Proposal preparation costs	10	2,696,520.00		1,256,526.00		3,953,046.00
Staff Training		97,440.00				97,440.00
Management fee recognized in December		2,717,642.00				2,717,642.00
Provision for Contingency reserve	11	-		6,908,846.00		6,908,846.00
Total Expenditure		63,503,257.30		22,385,501.00		85,888,758.30
Provisions not incurred	12			3,179,689.17		3,179,689.17
Payables Reversed				10.00		10.00
Total				3,179,699.17		3,179,699.17
Closing Balance - 30.09.2019		313,842,925.29		309,116,177.98		309,116,177.46
Represented by:						
Cash at bank		305,956,323.98		300,140,387.09		300,140,387.09
Receivables -Project and staff		5,439,582.00		10,423,572.00		10,423,572.00
Payables		(9,127,526.27)		(1,447,781.00)		(1,447,781.00)
Refund to GOK balance		11,574,546.10				
		313,842,925.81		309,116,178.09		309,116,178.09
Notes:						
1. Interest earned during the quarter amounted to Ksh 1,871,439.83/-						
2. An amount of Ksh 24,516,300.27 /- was received from EU Share Account being interest earned while the CPIRA funds were held in that account						
3. Ksh 11,908,686.10/- represented funds refunded to GOK for expenditure incurred in FY 2018/2019.						
4. Ksh 7,971,276/- spend on salary for Programme staff, CRMS & Service agents						
5. Ksh 1,489,840 /- was spend on DSA for staff undertaking programme activities						
6. An amount of Ksh 1,079,223/- represents EU share closure costs funded by CPIRA						
7. Ksh 3,630,800/- paid to baseline consultants						
8. Ksh 6,990/- represents bank charges for the quarter						
9. Ksh 42,000/- was paid out as staff airtime for the quarter						
10. Ksh 1,256,526/- costs incurred in proposal preparation ;projects receivables accounted						
11. Ksh 6,908,846/- costs incurred in the Covid 19 emergency programme						
12. Kshs 3,179,689.17/- represents costs which had been accrued in Q3 but which have not been incurred						

FUND ACCOUNTABILITY STATEMENT FOR IFAD – UTANRMP PROGRAMME

WATER SECTOR TRUST FUND				
IFAD /UTaNRMP PROGRAMME				
FUND ACCOUNTABILITY STATEMENT				
AS FROM 1ST JULY 2019 TO 30TH JUNE 2020				
		QUARTERS 1,2 & 3	QUARTER 4	CUMULATIVE (ANNUAL)
		FYR 19/20 (As at 31.03.20)	FYR 19/20 (As at 30.06.2020)	FYR 19/20 (As at 30.06.2020)
	Notes			
Opening Balance		16,905,456.70	94,315,046.65	16,905,456.70
Opening Balance - Receivables - CFAs		12,536,714.00	38,922,177.00	12,536,714.00
Opening Balance - Receivables - WRUAs		34,488,943.50	16,890,555.00	34,488,943.50
Opening Balance - Receivables - WRA		2,576,517.50	3,164,182.05	2,576,517.50
Opening Balance - Payables - CRMs & Audit costs		(3,121,907.55)	(837,294.00)	(3,121,907.55)
Receivables - Unsurrendered Imprests			630,750.00	-
Total - Opening Balance		63,385,724.15	153,085,416.70	63,385,724.15
Receipts				
Amount Received - UTaNRMP	1	124,520,478.00	-	124,520,478.00
Total Receipts		124,520,478.00	-	124,520,478.00
Total funds available for use		187,906,202.15	153,085,416.70	187,906,202.15
Payments				
1. Community Forest Associations (CFAs)	2	9,021,257.00	31,325,861.00	40,347,118.00
2. Water Users Associations (WRUAs)	3	17,403,315.00	11,327,175.50	28,730,490.50
3. Training and Capacity building for WRUAs and CFAs	4	2,381,240.00	210,210.00	2,591,450.00
4. 15% for administrative fee for WRMA and KFS	5	3,851,837.50	1,976,100.30	5,827,937.80
5. Advertisement	6	-	401,163.60	401,163.60
6. 5% Administrative Fee for WSTF	7	2,163,135.95	356,432.00	2,519,567.95
Total Payments		34,820,785.45	45,596,942.40	80,417,727.85
Closing Balance 30.06.2020		153,085,416.70	107,488,474.30	107,488,474.30
Represented by:				
Cash and Bank balances		94,315,046.65	22,291,808.00	22,291,808.00
Programme Receivables - CFAs	8	38,922,177.00	10,102,656.00	10,102,656.00
Programme Receivables - WRUAs	8	16,890,555.00	66,556,127.50	66,556,127.50
Programme Receivables - WRA & KFS	8	3,164,182.05	9,337,136.40	9,337,136.40
Payables - CRMs & Audit cost		(837,294.00)	(805,503.60)	(805,503.60)
Receivables - Unsurrendered Imprests		630,750.00	6,250.00	6,250.00
		153,085,416.70	107,488,474.30	107,488,474.30
				-
Notes:				
1. NO funds were received from IFAD UTaNRMP during the quarter. However, the total funds received during the Financial year was Ksh. 124.5 million .				
2. Ksh. 31.3 million were funds accounted for by Implementing Partners (CFAs) for Call 3 projects during the quarter. Total funds accounted for by the CFAs during the year was Ksh. 40.3 million				
3. Ksh. 11.3 million were funds accounted for by Implementing Partners (WRUAs) for Call 3 projects during the quarter. The total funds accounted for by WRUAs during the financial year was Ksh. 28.7 million				
4. Ksh. 210,210/- was spent in Training of implementing partners (WRUAs and CFAs) during the quarter being cost for the training venue. The total funds spent on Training of Implementing Partners during the financial year was Ksh. 2.5 million				
5. Ksh. 1.9 million was incurred under 15% Administration fee being funds utilized by KFS and WRA for Technical support to Call 3 CFAs and WRUAs, and Monitoring expenses by WSTF staff. During the financial year a total of Ksh. 5.8 million was spent				
6. Ksh. 401,163.60 was spent in advertisement of successful projects (WRUAs & CFAs) for Call 3 batch II				
7. Ksh. 356,432/- was incurred under 5% Administrative fee to cater for CRMs cost, Audit Costs and Projects Monitoring costs. The total cost incurred during the financial year for WSTF Administrative fee was Ksh. 2.5 million				
8. Out of the total funds disbursed to WRUAs, CFAs, WRA and KFS, for implementation of 3 projects, the funds not yet accounted for as at 30th June 2020 amounts to Ksh. 85.9 million forming programme receivables figure				

IMPLEMENTATION STATUS OF ANNUAL WORK PLANS AND PROJECTS

WORKPLAN IMPLEMENTATION STATUS – J6P PROGRAMME

Key Result Area	Activity	Output Indicator	Means of Verification/ Evidence	Unit of Measur	Annual Target	Quarterly Targets and Achievements														
						Q1 Target	Q1 Actual	Variance	Q2 Target	Q2 Actual	Variance	Q3 Target	Q3 Actual	Variance	Q4 Target	Q4 Actual	Variance			
IMPROVED MANAGEMENT OF WATER RESOURCES: Financing of water resources management initiatives and relevant climate change mitigation	Consultancy services to Develop County Water Strategies	No. of Counties with water development strategies demonstrating coherent staged approach to WRM, WS/SAN development	County water strategies and sector regulations framework	No	1	1	0	1												
	Consultancy services to Develop County Water Master Plans	No. of Counties with water master plan demonstrating available resources and development approach to WRM, WS/SAN projects	County water master plan developed	No	3				3	0	3	0	2	0	2	0	0	0	1	
	Consultancy services to Develop County engagement strategy guidelines	Number of county engagement strategies and guidelines developed	County engagement strategy and guidelines	No	1	1	0	1					0	1	0					
	# County exchange visits - CECMs	# County exchange visits - CECMs	County Exchange visit reports	No	6								6	0	6	0	0	0	6	
	County programme review meetings/workshops	Number of county programme review meetings held (Review cum annual progress report)	County programmes review meeting reports	No	1								1	0	1	0	0	0	1	
	Development and enactment of County water legislation (County prototype bill)	No. of Counties having county prototype water law	County water bill/acts incorporating prototype guidelines	No	3	3	0	3					3	0	3	0	0	0	2	
	County workshops/trainings to disseminate GESI guidelines	Engagement of a consultant to finalize development of GESI strategy and guidelines (for a maximum period of 4 months)	County WRM, WS/SAN M&E reports Case studies	No	6								6	0	6	0	6	0	6	
	Production of materials/information packages on GESI - Project monitoring tools and proposal forms.	Proportion of projects/project designs mainstreaming GESI concerns	Project design reviews, projects monitoring and assessments	%	100								100	0	100	0	100	0	0	100
	Finance WRUAs to implement Sub catchment management plans Level II	No. of WRUA projects financed-Level II	WRUA reports WRA reports	No	3	3	0	3					3	0	3	0	0	0	0	0
	Finance WRUAs to implement Sub catchment management plans Level III	No. of WRUA projects financed-Level III	WRUA reports WRA reports	No	5	5	0	5					5	0	5	3	2	0	1	0
Finance WRUAs to implement Sub catchment management plans Level IV	No. of WRUA projects financed-Level IV	WRUA reports	No	2								0	1	1	2	0	2	0	1	0
WRA management fee for Batch 1&2 projects	No. of Project monitored/ supported	WRA reports	No	10	8	0	8					10	9	1	9	1	9	0	0	

Key Result Area	Activity	Output Indicator	Means of Verification/Evidence	Unit of Measur	Annual Target	Quarterly Targets and Achievements													
						Q1 Target	Q1 Actual	Variance	Q2 Target	Q2 Actual	Variance	Q3 Target	Q3 Actual	Variance	Q4 Target	Q4 Actual	Variance		
<p>IMPROVED WATER SERVICE ACCESS: Enhance access by target group;</p>	Support WRUA Proposal preparation and undertake appraisal	No. of WRUA proposals reviewed	Proposals and Appraisal Reports	No	1	1	1	0											
	Revise and produce WDC booklets	No. of revised WDC booklets	WDC booklets Printed versions and their circulation	No	1	1	0	1										0	
	Revision of WSTF/WRA MoU and WRUA financing contract to reflect on the changes in the institutional mandate brought about by enactment of Water Act, 2016. The activity to involve consultancy and stakeholder workshops.	Revised MoU and WRUA Financing template	Revised and signed MoU and WRUA Financing template	No	1				1	0	1								
	WSTF Administrative fee (5% of project cost)			%	5	5	0	0	5	5	0	5	5	0	5	0	5	0	0
	# of WRUAs trained - Capacity building through exchange visits	No. of WRUAs trained	WRUA reports	No	3				3	0	3								
	# Capacity building workshops	No. of WRUAs trained	WRUA reports	No	1	1	1	0											
	Finance Water Supply projects	No. of Water Utilities projects supported	Signed Contracts Project Completion Reports PMS / Project M & E field reports	No	14	14	0	14	3	14	11	14	5	14	9	1	8	3	3
	Preparation of water supply proposals and appraisal	No. of Water Utilities projects proposal	Project Proposals	No	1	1	0	1	0	1	1	0	1	0	1	1	0	1	1
	# of projects supported to respond to COVID-19 pandemic	No of projects supported in response to COVID-19 pandemic	Signed contracts	No	8														
	WSTF Administrative fee (5% of project cost)			%	5	5	0	0	5	5	0	5	5	0	5	0	5	0	0
<p>IMPROVED WATER SERVICE ACCESS: Enhance access by target group;</p>	# WUs supported in implementation/operational improvement	No. of workshops/trainings conducted	Apprenticeship engagement and training for a minimum period of six months. The amount to cater for wages and capacity building of Interns.	No	23	23	0	23	23	0	23	2	23	0	2	23	0	0	
	Support to Resident Engineers/Service agents for implementation of Batch II projects	No. of WUs supported in implementation/operational improvement	REs/Service Agent reports	No	3	3	0	3	3	0	3	3	0	3	0	3	0	0	
	Production of Rural Water Utilities Toolkit/technical package/Brochures	No. of Rural Toolkit produced	Rural Water Utilities Toolkit	No	1				1	0	1	1	0	1	0	1	0	0	1
	Development and production of GESI guide packs	No. of WUs supported in GESI implementation/operational improvement	GESI guide packs toolkit	No	24	24	0	24	0	24	24	0	24	0	24	2	0	24	24

Key Result Area	Activity	Output Indicator	Means of Verification/Evidence	Unit of Measure	Annual Target	Quarterly Targets and Achievements											
						Q1 Target	Q1 Actual	Variance	Q2 Target	Q2 Actual	Variance	Q3 Target	Q3 Actual	Variance	Q4 Target	Q4 Actual	Variance
IMPROVED SANITATION SERVICE ACCESS: Enhance access by target group;	Finance institutional sanitation projects	No. of school/health center facilities constructed	Project Completion Reports PMIS / Project M & E field reports	No	25	25	1	24	22	2	24	1	24	0	3	0	
	Finance public sanitation facilities	No. of Public sanitation facilities constructed	Project Completion Reports PMIS / Project M & E field reports	No	2	2	0	2	0	2	0	1	1	0	1	0	
	# of projects supported to respond to COVID-19 pandemic with hygiene related activities	No. of projects supported in response to COVID-19 pandemic	Signed contracts	Signed contracts	No	8									8	5	3
	WSTF 5% administrative cost	No. of Water Utilities projects supported	Signed Contracts Project Completion Reports PMIS / Project M & E field reports	No	5	5	0	0	5	0	5	5	0	5	5	0	0
	Finance Household sanitation/CLTS projects	No. of triggered villages	Project reports CPHO statistics CHW reports	No	150	79	95	18	0	12	0	0	4	0			
	CLTS follow - up activities	No. of Counties supported in CLTS strengthening activities	Project reports CPHO statistics CHW reports	No	5				5	5	0	5	0	0			
	Carry out GESI disaggregated survey	No. of public toilets result in women and men/youth benefiting from the sanitation service employment opportunities	Project reports and M&E field reports	No	2										2	0	2
	Facilitate Programme steering group meetings	No. of joint oversight/steering committees meetings	Minutes of meetings	No	4	1	1	0	0	0	0	1	0	1	1	1	0
	Update and ratification of Design unit Costs guidelines	Location specific unit costs follow up systems - established and maintained	Unit costs guidelines	No	1	1	0	1	1	0	1	1	0	1	0	0	1
	CRM support to projects	No. of CRMs engaged	CRM contracts CRM reports	No	6	6	6	0	0	6	0	6	6	0	6	6	0
WSTF CAPACITY ENHANCED: Improve CRM to enhance M&E and reporting on programmes; Participation in water week, water related exhibitions, County agricultural shows; Developing an innovation policy that incentivizes staff and partners who develop solutions to expand access.	Analysis of Audit follow-up reports	% Audit annual QCs - performance improved (reduced vol/amount of QCs)	Audit and audit follow up visit reports	No	1						1	1	0	1	1	0	
	Conduct County Specific Risk surveys and conditional audit of projects	County Based Risk survey assessments on investment programmes	Risk Assessment Reports	No	6	6	0	6	0	6	0	6	0	6	0	0	6
	Support Quality Assurance visits by WSTF staff	No. of counties visited by staff	Project Monitoring reports	%	100	100	13	87	0	100	0	100	8	3	10	0	0
	Conduct Annual harmonized Audit	Harmonized annual audit conducted	Annual Harmonized Audit reports	No	1	1	1	0	1	1	0						
	GESI mainstreaming by WSTF - Engagement of PWDs and Trainings of Gender Committee members	GESI mainstreaming in WSTF	GESI Committee reports	No	1										1	0	1

PROJECTS IMPLEMENTATION STATUS – J6P WATER, SANITATION AND WRUA PROJECTS

No	County	Project Name	Project Scope	Target Population	Project Budget (Kshs)	Project Status as at 30 th June 2020			Remarks	DLP start date / end date	Additional/new population reached
						Technical Progress (%)	Financial Progress				
<i>Water projects</i>											
1	Nandi	Chepfil water project	Construction of pump house and installation of pumps, Construction of 22m ³ storage tank 2km of Pipeline construction (distribution network) and procurement of office equipment and bulk water meters.	3250	10,499,893	100%	4,157,899	89%	Construction complete. The project is on Defects and Liability Period.	30.01.2020 / 30.07.2020	111 new connections cumulative. Hence cumulatively 555 additional people
2	Nandi	Kimng'oror Water Project	Spring protection, CFU connection to the existing system, Laying of distribution network (600m) and procurement of office equipment	3160	8,414,116	100%	3,799,178.	100%	Construction complete. The project is on Defects and Liability Period.	23.10.2019 / 23.04.2020	55 cumulative new connections. Hence 275 additional people
3	Nandi	Ielmkwo Water Project	Pump installation, Construction of 11.4km of pipeline, Construction of an office block	5850	22,899,986	88%	16,722,660.	94%	Construction completed but not operational due to challenges of the source. RVW/WDA have picked up the matter and so far they have been to the site and to meet with the community and the project team.	20.01.2020 / 20.07.2020	
4	Laikipia	Solio Water Project	Gravity main pipeline - 31.5km, Distribution network - 30 km of assorted pipe sizes, Storage tanks (2No. Of 225m ³), Accompanying Measures - To include 1700 water meters	25899	143,063,644	100%	119,943,644.00	100%	Construction complete. NAWASCO implementing the last mile connectivity as the project enters DLP.	01.04.2020/ 30.09.2020	6 connections, all in schools and 1 dispensary.
5	Laikipia	Sirimon Water Project	Construction of Composite Filtration Unit (CFU), Chemical house, Procurement of consumer water meters.	9375	8,799,998	100%	7,919,998.00	100%	Construction complete. The project is at DLP.		
6	Narok	Sogoo Water Project	Drilling of 2 and Equipping of 3 boreholes 29.5km of pipeline (Rising main and distribution network), Procurement and installation of 1000 meters, 2 No Grade 9 and office block 2No storage tanks of capacity 225m ³ and 100m ³	10000	43,847,999	85%	39,057,089	100%	Construction in progress. Management model to be arranged for the project by Narok water and the County.		

No	County	Project Name	Project Scope	Target Population	Project Budget (Kshs)	Project Status as at 30 th June 2020			Remarks	DLP start date / end date	Additional/new population reached
						Technical Progress (%)	Disbursed Funds (Kshs)	%			
7	Narok	Entasekera Water Project	Spring Development and Protection and Intake structure, 8.6km of Pipeline, 2No storage tanks of capacity 50m ³ each, 100No. Consumer water meters, 2No water kiosks and 4No cattle troughs	5000	19,365,316	100%	17,790,348	100%	Construction complete project under DLP. Management model to be arranged for the project by Narok water and the County.	01.05.2020/ 31.10.2020	17 Unmetered connection (85people), 2 Water kiosks (600 people), 2No. Yard taps (150 people), 4No. Cattle troughs (250 livestock), Total- 835 people and 250livestocks
8	Tharaka Nithi	Kathwana Water Project	Conventional treatment plant of capacity 3000m ³ per day, Double grade 9 house, backwash system, Chlorination house, 500No. Consumer meters	9550	44,888,393	90%	40,392,068	100%	Construction in progress.		
9	Tharaka Nithi	Kibunga Kakimiki Water Project	25.5Km pipeline of assorted sizes and fittings, 3No. Standard In situ water kiosks, 500No. Consumer meters	24481	35,671,393	98%	17,881,073	56%	Construction complete. Testing of the system has been hindered by unregulated connections and destruction of intake pipes.		
10	Migori	Nyasare Water Project	Protection of 3No. Springs, Pipeline extension (2km), Billing software and consumer water meters.	9160	8,121,980	100%	7,421,980.	100%	Construction complete. The project is in DLP started after joint inspection was done and snag agreed to be remedied during the period	22.05.2020/ 22.11.2020	101 new connections, hence 505 consumers
11	Migori	Nyaduung C. Water Project	Protection of 3 springs, Construction of a sump, 3.6km of pipeline, Electricity connection, Construction of 100 m ³ water storage tank	3250	8,510,250	18%	0	0	Construction in progress		
12	Migori	Nyoprosomy Water Project	Borehole equipping (Installation of solar panels, pump) 4.7km of pipeline to Olasi tank	2000	8,516,855	6%	0	0	Construction in progress		
13	Kwale	Majimboni Mungano Water Project	Construction of back wash system Procurement of consumer water meters	1985	1,560,000	53%	855,000.00	55%	Construction in progress. The contractor has so far supplied the materials and consumer water meters.		
14	Nandi	Kimatkei Kipkoil water project.	Rehabilitation of the intake Construction of 5km of gravity main pipeline Construction of 5km of distribution network	5585	18,500,000	47%	6,251,000.	50%	Construction in progress		3 new connections. Hence 15 additional people
15	Narok	Pinyiny Water Project	Installation of submersible pump, tanks, pipeline, water kiosks and consumer water meters.	6,500	50,776,420	0%	-	0%	To be considered in FY2020/2021		

No	County	Project Name	Project Scope	Target Population	Project Budget (Kshs)	Project Status as at 30 th June 2020			Remarks	DLP start date / end date	Additional/new population reached
						Technical Progress (%)	Financial Progress Disbursed Funds (Kshs)	%			
Sanitation projects											
15	Laikipia	Bungoma Primary	8 door pour flush toilets, bio septic tank, Hygiene promotion and IEC Materials on handwashing	225	1,387,623	100%	1,387,623.3	100%	Completed.	31.01.2020/30.04.2020	200
16	Kwale	Shimoni Primary school I	6 door pour flush sanitation block for Shimoni primary school with Urinal, Hygiene promotion and sensitization	150	1,500,000	100%	900,000.00	60%	Completed		180
17	Tharaka Nithi	Kamwene (Nkururu primary)	2No 2door VIPs Hygiene Promotion	100	710,000	100%	703,190.00	100%	Completed		100
18	Narok	Kilgoris PSF	Construction of 1No PSF at the Bus parks/ stage Hygiene Promotion and supervision	800	5,040,000	100%	2,850,000.0	57%	Construction complete. Project on DLP	30/04/2020 / 30/07/2020	
19	Narok	Olopikidong'oe Primary school	2No. 4door VIPs latrines, one with Urinal Hygiene promotion and sensitization	220	1,470,000	75%	800,000.00	54%	Construction in progress		
20	Narok	Mosiro Boarding Primary school	2No. 4door VIPs latrines, one with urinal Hygiene promotion and sensitization	220	1,470,000	65%	800,000.00	54%	Construction in progress		
21	Kwale	Egu Primary School Sanitation	2No. 4door VIPs latrines, one with Urinal Hygiene promotion and sensitization	220	1,491,000	20%	818,000.00	55%	Construction in progress		
22	Kwale	Madibwani Primary School sanitation	1No. 4door VIPs latrines for girls 1No. 3door VIPs latrines, with Urinal Hygiene promotion and sensitization	190	1,281,000	30%	698,000.00	54%	Construction in progress		
23	Tharaka Nithi	Kathwana secondary school	8 door pour flush toilets with urinal, Septic tank of 40m3 - cost to include sewer connections from the two blocks to the septic tank, Hygiene promotion and IEC Materials on handwashing	220	3,119,366	0%	-	0%	Procurement process completed and contract signed. Construction to begin by 30 th may, 2020		
24	Kwale	Magombani Primary School	3 door with urinal, 6 door without urinal	240	910,000	0%	-	0%	The project was re-tendered and construction to commence in July, 2020		
25	Kwale	Mgandini Primary School	22 door VIP with urinal for boys, 26 door VIP without urinal for girls, accompanying measures and administration cost.	1310	6,555,000	10%	3,648,350.0	56%	Construction in progress after lifting of cessation of movement.		
26	Kwale	Shimba Hills secondary	6 door VIP for girls, accompanying measures and administration cost	150	845,000	85%	447,650.00	53%	Construction in progress		
27	Kwale	Shimoni primary II	6 door with Urinal for boys - Pour flush and accompanying measures	150	1,380,000	90%	770,000.00	56%	Construction in progress		
28	Nandi	Kapsato Primary	3 door VIP for girls, accompanying measures and administration cost	90	490,000	12%	370,410.00	76%	Construction in progress		

No	County	Project Name	Project Scope	Target Population	Project Budget (Kshs)	Project Status as at 30 th June 2020			Remarks	DLP start date / end date	Additional/new population reached
						Technical Progress (%)	Financial Progress Disbursed Funds (Kshs)	%			
29	Nandi	Kibigt Primary	6 door VIP for girls, accompanying measures and administration cost	150	896,467	78%	476,986.00	53%	Construction in progress		
30	Nandi	ACK Bishop Muge Primary, Kiming'or primary	18 VIP door (10 door for girls and 8 door with urinal for boys), accompanying measures, administration cost, 2 door VIP for girls, accompanying measures, administration cost	540	3,203,000	45%	1,588,350.0	50%	Construction in progress		
31	Nandi	Lelmokwo Primary, Itigo Primary, Cheparit Primary	5 door VIP (2 doors for with urinal boys and 3 doors for girls), accompanying measures, administration cost, 3 door VIP for girls, accompanying measures and administration cost 2 door VIP for girls, accompanying measures and admin cost.	250	1,418,466	74%	1,418,466.0	100%	Construction in progress		
32	Nandi	Kobujoi Primary, Resio Primary	5 door VIP (2 doors for with urinal boys and 3 door for girls), accompanying measures, administration cost. 14 door VIP (8 door for girls, and 6 door for boys), accompanying measures and admin cost	530	2,770,000	60%	1,539,900.0	56%	Construction in progress		
33	Tharaka Nithi	Nkundi Primary	2 door VIP with urinal for boys and 3door VIP for girls, accompanying measures and admin cost	135	689,879	95%	375,231.00	54%	Construction in progress		
34	Migori	Onyalo primary, Ranginya and Warisia primary schools.	17door VIP at Onyalo pry sch., 7door VIP at Ranginya pry sch, 6door VIP at Warisia pry sch and accompanying measures	785	4,055,000	12%	2,260,350.0	56%	Construction in progress		
35	Tharaka Nithi	Chogoria PSF	Construction of INo PSF at the Pole Pole bus stage, Hygiene Promotion and supervision	1000	5,000,000	5%	-	0%	Construction in progress		
WRUA Projects											
36	Migori	Tebesi Gwitonyi	Awareness creation on waste disposal Replacement of eucalyptus with indigenous trees. - 10,000 seedlings, transportation and planting. Restoration of wetlands - inventory, protection and rehabilitation, Construction of soil conservation structures (gabions & diversion ditches), Train WRUA members on soil & water conservation techniques (survey, demonstration on terracing, cut-off drains & grass strips) for 3 days, Pollution survey. 2No. Capacity building meetings for WRUA members on preparation for implementation of EDCP, WRUA exchange visit, Administrative cost		4,130,522	76%	4,130,522.5	100%	Complete		
37	Narok	Enosagami	SCMP Review, Catchment protection Riparian land protection, Rain water harvesting tanks - 10No 10m3 tanks and gutters, Administration and Branding		4,992,620	87%	4,992,620.0	100%	Complete		

No	County	Project Name	Project Scope	Target Population	Project Budget (Kshs)	Project Status as at 30 th June 2020			Remarks	DLP start date / end date	Additional/new population reached
						Technical Progress (%)	Disbursed Funds (Kshs)	%			
38	Narok	Narsoosura	Construction of Communal Water Points Construction of Cattle Troughs, Tree Nursery Establishment, Protection of Catchment areas, Riparian Marking and pegging, Establishment of Apiary (Beehives), Branding, Add 2.5% administrative costs		8,296,264	81%	8,296,264	100%	Complete		
39	Nandi	Kundos WRUA	10 No. Installation of Roof Water Harvesting Tanks, Bee keeping - 50No. bee hives, 8No.Spring Protection, Tree Nursery establishment -100,000 Seedlings, Terraces 2kms		6,046,820	48%	6,046,820.	100%	Implementation in progress		
40	Nandi	Mbogo Valley WRUA	10No. Spring protection, 10No. Roof Rain Water Harvesting, WRUA Exchange visit to WRUAs in Bonnet, Bee Keeping 20No. langstroth hives, Riparian protection 30,000 seedlings for 50km, Terraces 2Kkm along the road		7,655,550	50%	3,489,550.0	46%	Implementation in progress		
41	Tharaka Nithi	Kibunga Kakimiki Catchment project	Construction of 2 No. check dams, Rehabilitation of Kibunga Intake, Construction of 360m long Gabions, Planting of 20,000 Bamboo tree seedlings, Sensitization Meetings		19,481,420	5%	1,052,840	57%	Implementation in progress		
42	Laikipia	Sirimon WRUA	Purchase and installation of bulk meters Construction of common Water Intake, Environmental Impact Assessment Abstraction and Pollution Survey, Installation of 12 No. RWH tanks of capacity 10m3 in institutions, Installation of 12 No. RWH tanks of capacity 3m3 for the vulnerable in the society, Establishment of 1 No. tree nursery Establishment of an apiary (40 No. bee hives) Constitution and bylaws review		7,747,330	21%	4,723,470.0	61%	Implementation in progress		
43	Laikipia	Loisikut WRUA	Water resources assessment, Institutional development: - Training on WRUA advocacy and fund raising and review of WRUA constitution and Bylaws, Catchment and riparian land conservation: Planting of non-fodder and drought resistant indigenous trees, Training and Construction of 6 Sub-surface/sand dams, Installation of 15 No. Rain water harvesting tanks - 10m3, Installation of 20 RWHT for the vulnerable - 3m3, Bee keeping, Bead making, Sensitization and mapping on proper rangeland management and its importance in WRM Installation of energy saving Jikos at 2 institutions, Develop a flood management plan		19,195,083	18%	12,093,673.	63%	Implementation in progress		
44	Kwale	Mbuguni	7 No. 10m3 RWH tanks in public institutions and 5 No. 3m3 RWH tanks for the vulnerable group, Protection of 2 No. springs, Cost to include fencing, spring box, collection chamber and communal water point, Fencing of Mbuguni dam, Mwachipanga djabia, Construction of cattle trough, and sanitation facilities within the two sites, Establishment of 2 No. tree nurseries at the Djabia and dam, Establishment of 20 No. box beehives		5,110,000	15%	2,290,000.0	45%	Implementation in progress		

No	County	Project Name	Project Scope	Target Population	Project Budget (Kshs)	Project Status as at 30 th June 2020			Remarks	DLP start date / end date	Additional/new population reached
						Technical Progress (%)	Financial Progress Disbursed Funds (Kshs)	%			
45	Kwale	Mwachiga WRUA	Construction of gabions, Construction of Mwashanga water pan (10,800m ³) cost to include for fencing, offtake and 1 No. animal trough, Establishment of 1 No. tree nursery		4,980,000	10%	600,000.00	12%	Implementation in progress		
COVID 19 RESPONSE PROJECTS											
46	Laikipia	Nanyuki COVID- 19 Mitigation Project	Replacement of 4.8km assorted pipeline sizes and extension of 1km 90mm pipeline in Ichuga area, Installation of 15no. Hand washing facilities with 1500 litres storage capacity, Procurement of 300 litres of disinfectant for fumigation, 16No reusable PPEs, 5 smoke sprayer/Universal Sterilizer back pack, Support communication and reporting for the surveillance team, Provision for water trucking in hot spot areas as need arises.	3,200	4,137,100		2,482,259.45		Procurement process in progress		
47	Laikipia	Sipili COVID- 19 Mitigation Project	Replacement of 2km and extension of 1km pipeline of 25mm diameter in Sipili centre, Karungubii, Irishwa, Ndaragwiti and Kaharati areas. Roofing and repair of 3 existing storage tanks of 25m ³ each, Procurement and installation of 3no. Hand washing facilities of 1000 litres storage capacity, storage tank off 10,000 litres for Sipili health centre and 3no tanks of 5,000litres of identified centres, 300 litres of sodium chlorite disinfectant for fumigation in identified hot spot areas within Sipili centre, 3 portable hands sprayer and 3no. reusable PPEs, IEC materials for hygiene information and sensitisation on all installed structures	3,900	1,750,930		1,050,558.00		Procurement process in progress		
48	Tharaka Nithi	Tharaka Nithi County COVID 19 Project	Constructions of public hand washing facilities complete with storage Tanks and guttering (5,000L or 10,000L) and drainage. Pipeline extension to the facilities where there is piped water. Water trucking to the hand washing facilities once a week or once in fortnight where sufficient storage has been provided. Provision of soap at the hand washing facilities. Disinfection of public facilities like markets and bus parks at intervals guided by the public health officers. Provision of 2500 litres of chlorine for disinfection booth at the county entry point of Kiracha. Provision of face masks to the needy community members.	17,400	4,077,900		2,446,740.00		Procurement process in progress		
49	Narok	Narok County COVID 19 Emergency Response Project	Rehabilitation of Majengo pipe bridge footing 300m long, Extension of distribution network 3000m, Procurement of 5,000 litres plastic tanks, 20 No. in identified public institutions, Construction of hand washing points 18 No. including pipeline connections to selected centres, supply of hand washing liquid soap, Procurement and distribution of sanitizers, Water trucking by boozers, Sensitization on COVID-19 through 200 No. posters & local FM radio stations, 64 sessions	120,000	4,046,530				Procurement process in progress		

No	County	Project Name	Project Scope	Target Population	Project Budget (Kshs)	Project Status as at 30 th June 2020			Remarks	DLP start date / end date	Additional/new population reached
						Technical Progress (%)	Financial Progress Disbursed Funds (Kshs)	%			
50	Kwale	Kwale County COVID 19 Project	Procurement and installation of plastic hand washing tanks of capacity 3200 litres, Procurement of hand washing detergents, Water trucking, Hygiene promotion and sensitization to the communities on COVID-19.	345,600	3,984,000				Procurement process in progress		
51	Nandi	Nandi County COVID 19 Project	Procurement of 500lts tanks for handwashing (Kibugat -3, Mbogo valley – 2, Kipsirwo dispensary- 1, Water utility office); Construction of hand washing facilities including connections to tanks at shopping centres, supply of hand washing liquid soap, supply of 10,000 litres plastic tanks, Procurement and distribution of sanitizers, Procurement and distribution of face masks, Water trucking, Training of PHOs, untrained 50 nurses on COVID 19 pandemic.	19,500	3,864,700				Procurement process in progress		
52	Nandi	Kobuhoi Water Project COVID-19 Response	Purchase and install a pump at Kobuhoi water project. This is to enable the utility continue supplying water to the residents of Kobuhoi.	4,000	1,350,000			810,000.00	Procurement process in progress		
53	Migori	Nyasare COVID-19 Emergency Response	Train 6 CHVs self-help groups, Procure and install 50 hand washing stations, Procure and install 20 automated handwashing stations, Purchase and distribute hand sanitizers, Purchase 2 fumigation machines, Conduct 87 targeted fumigation services, purchase and install 5Branded 4000 litres, Conduct 30 sensitization campaigns using public address system, Purchase 50pcs branded IEC materials, Conduct 20 radio talk shows using local radio stations, Revive the 12No. communal drawing points, Purchase 20 units of PPEs	173,000	3,466,000			2,079,600.	Procurement process in progress		

J6P CLTS PROJECTS

No.	County	Water utility	CLTS project	Project Cost in Ksh	No. of proposed villages	No. of certified villages	Population reached
1	Migori	Nyaduog C WU	Nyaduog CLTS Project	429,250	7	7	1,449
2	Migori	Nyoprosony WU	Nyoprosony CLTS Project	425,250	7	7	7,690
3	Migori	Migori County Water & Sanitation Co. Ltd	Urtiri CLTS Project	519,500	7	12	2,062
4	Migori	Migori County Water & Sanitation Co. Ltd	Rongo CLTS Project	425,250	7	7	5,100
5	Migori	Nyasare Water and Sanitation Company	Nyasare CLTS Project	425,250	8	8	1,000
6	Migori	Nyasare Water and Sanitation Company	Urtiri Batch II CLTS Project	925,600	20	35	8,380
7	Migori	Nyasare Water and Sanitation Company	Rongo Batch II CLTS Project	1,098,700	31	32	14,895
8	Migori	Nyasare Water and Sanitation Company	Suna East CLTS Project	1,985,100	20	20	5,874
			Enhance school wash activities to sustain CLTS and personal hygiene among school children- 5 Schools				
9	Migori	Nyasare Water and Sanitation Company	Kuria East CLTS Project	1,985,100	14	14	5,874
			Enhance school wash activities to sustain CLTS and personal hygiene among school children- 5 Schools				
Sub Total				8,219,000	121	142	61,627
10	Kwale	Majimboni Muungano Water Self Help Group	Majimboni CLTS Project	472,000	6	6	6,500
11	Kwale	Mwangani Community Water Users Association	Mwangani CLTS Project	472,000	6	0	8,576
12	Kwale	Mrima Borehole & Pipe Extension Project	Mrima CLTS Project	472,000	6	0	4,500
13	Kwale	Panama Shimoni Water Project	Panama Shimoni CLTS Project	472,000	6	0	
14	Kwale	Kwale Water & Sewerage Company Limited	KWALE CLTS Project	472,000	6	0	3,510
Total				2,360,000	30	6	23,086
15	Laikipia	Sipili Boreholes Water Users Association	Sipili CLTS project	579,250	7	-	4,625
16	Laikipia	Nyahururu Water and Sanitation Company	Limunga CLTS project	579,250	7	-	4,386
17	Laikipia	Sirimon Self Help Water Project	Sirimon CLTS project	523,000	7	-	5,505
18	Laikipia	Doldol Water and Sanitation Association	Doldol CLTS project	697,750	7	-	4,810
Sub Total				2,379,250	28	-	19,326
19	Nandi	Lelmokwo Water Users Association	Lelmokwo CLTS project	534,000	4	4	1,025
20	Nandi	Kobujoi community Water Users Association	Kobujoi CLTS Project	534,000	4	5	1,600
21	Nandi	Chepui dam Water Users association	Chepui CLTS Project	534,000	4	5	2,295
22	Nandi	Kimatkei/Kipkoil Water Users Association	Kimatkei/Kipkoil CLTS Project	534,000	4	4	1,755
23	Nandi	Kimng'oror Water Users association	Kimng'oror CLTS Project	534,000	4	4	1,330
Sub Total				2,670,000	20	22	8,005
24	Tharaka Nithi	Kamwene Water Project	Kamwene CLTS	757,250	10	10	2,790
25	Tharaka Nithi	Nithi Water & Sanitation Project	Kathwana CLTS Project	757,250	10	10	2,275
26	Tharaka Nithi	Murugi Mugumango Water Society	Murugi Mugumango CLTS Project	757,250	10	10	3,420
27	Tharaka Nithi	Nithi Water & Sanitation Project	Kathwana CLTS Batch 2 Project	1,312,400	28	30	8,400
28	Tharaka Nithi	Nithi Water & Sanitation Project	Kajuki CLTS Batch 2 Project	2,603,090	38	38	9,640
Total				6,187,240	96	60	26,525
Grand Total				21,815,490	295	230	138,569

WORKPLAN IMPLEMENTATION STATUS – GGEP PROGRAMME

Output	Output Indicator	Activity	Activity Indicator	Means of Verification (as per Result Frame Work)	Annual Targets	Quarterly Targets								Annual Achievement
						Q1 Target	Q1 Achieved	Q2 Target	Q2 Achieved	Q3 Target	Q3 Achieved	Q4 Target	Q4 Achieved	
GGEP Output 1: ASAL Counties capacity and engagement in Water related planning Improved	Counties effectively using water and sanitation data for planning in CIDPs and perform their regulatory functions	County capacity enhancement												
		Support to county Legislation	No. of meetings held	Meeting report & County legislation in place	3		3	0						0
		Bench marking visit to performing WSPs	No. of bench marking visits	Bench marking reports			4	0	4	0				0
		County Stakeholder Workshops	No. of workshops held	Workshop reports	8		4	0	4	0				0
		Publish & printing information packages on GGEP	No. of information packages developed	Green Growth	1,000		500		500	1,000				1,000
		County Operations and Maintenance training	No. of trainings conducted	Training report	8							8	0	
		County Financing Criteria	No. of meetings/workshops held	Financing criteria developed	2		1	0	1	0			0	
Water & Sanitation access														
GGEP Output 2: Water and Sanitation Access and Deficit in ASALs Addressed	Number of people with new services from WSTF in this engagement & Number of people receiving an improved and sustained service from WSTF in this engagement as a % of new people reached	Appraisal of proposed water and sanitation projects	No. of appraised projects	Appraisal reports	6	6	14	10					24	
		Finance Rural Water Projects	No. of Projects funded	Contracts signed, disbursement memos	21	6	6	10	7	5	2			15
		Finance Rural Sanitation Projects	No. of Projects funded	Contracts signed, disbursement memos	21	6	6	10	7	5	2			15
		Monitor implementation of Rural projects	No. of projects monitored	Monitoring reports	30	8	8	7	7	8	12	7	4	31
Water Resource Management														
GGEP Output 3: Sustainable and community based management of water resources improved through support to WRUAs	Number of WRUAs graduating to next level of performance for water resource management	Appraisal of proposed water resource projects	No. of appraised projects	Appraisal reports	5	3	8	2	2				10	
		Finance Level II WRUA Projects	No. of Projects funded	Contracts signed, disbursement memos	7	2	2	4	2	1	3		7	
		Finance Level III WRUA Projects	No. of Projects funded	Contracts signed, disbursement memos	6	2	2	4	1	2	2		3	
		Finance Conservancy Projects	No. of Projects funded	Contracts signed, disbursement memos	1	1	1	1		4			5	
		Monitor implementation of WRUA projects	No. of projects monitored	Project Monitoring reports	11	3	5	4	5	4	4			14

Output	Output Indicator	Activity	Activity Indicator	Means of Verification (as per Result Frame Work)	Annual Targets	Quarterly Targets								Annual Achievement	
						Q1 Target	Q1 Achieved	Q2 Target	Q2 Achieved	Q3 Target	Q3 Achieved	Q4 Target	Q4 Achieved		
GGEP Output 4: <i>Capacity building of implementing Agents (WRUAs, CBOs, WUs) Improved</i>	Number of successfully implemented projects by WRUAs and Was & Revenues collected as a percentage of operating cost by Was	Technical support to WRUAs by WRMA	No. of Project monitoring reports	Project Monitoring Reports	11	3	2	4	5	4	4	4	6	17	
		Implementing partners capacity development													
		Capacity building workshops for WUs and WRUAs	No. of workshops held per county	Workshop reports	8	5	4	4	5	4	2				12
		County review meetings on implementation	No. of review meeting	Review meeting report	2	5	1	1	0						5
GGEP Output 5: <i>Experience Generated from PPP in Water Provision in ASALs</i>	Number of innovative funding and management approaches reflected in WSTF programme & Difference in amount of revenue collected in comparison to that of projects with normal approaches	In-service training & orientation of CRM & Resident Engineers	No. of trainings conducted	Training report	1		1	0						0	
		Remuneration & support to Resident Engineers for implementation	No. of Resident Engineers engaged	Resident Engineer Contract, implementation reports	8	4	8	4	4	8	4	4	8	4	4
		Purchase of RE laptops & laptops	No. of RE with new laptops	Laptops/tablets purchased	7	7	1								7
		Development of a PPPs Framework.													
Output 5: <i>Experience Generated from PPP in Water Provision in ASALs</i>	Number of innovative funding and management approaches reflected in WSTF programme & Difference in amount of revenue collected in comparison to that of projects with normal approaches	Consultancy services to develop the PPCPs operating framework	No. of consultants engaged	Consultancy reports	1			1	0					0	
		Rollout of the PPPs Framework													
		Staff training and capacity development on PPCP	No. of staff trainings conducted in the PPCP framework	Training report	1			1	0	1	0				
		County Training on PPCP Models	No. of PPP trainings conducted	Training report	1					1	0				0
Output 6: <i>Strengthen institutional performance of WSTF</i>	WSTF has access to and able to analyze regularly updated data on water and sanitation coverage in counties	County support on PPCP	No. of projects supported	Contracts signed	4			2		2	0			0	
		WSTF Institutional development													
		Project monitoring /field monitoring activities													
		Periodic project monitoring	No. of projects visited	Project monitoring reports	8	8				4	6	4	2		16
Output 6: <i>Strengthen institutional performance of WSTF</i>	WSTF has access to and able to analyze regularly updated data on water and sanitation coverage in counties	Annual Operations Monitoring	Proportion of funded projects monitored	Annual Operations monitoring report	100					100	296			296	
		Annual Operations Monitoring cloud storage	No. of contract signed	Cloud storage in use	1					1	1			1	
		Satellite phones	No. of satellite phones	Satellite phones in use	4			4	0	4	4			4	
		System Integration Project	No. of system integration project	operational system integration project	1					1	0			0	

Output	Output Indicator	Activity	Activity Indicator	Means of Verification (as per Result Frame Work)	Annual Targets	Quarterly Targets							Annual Achievement
						Q1 Target	Q1 Achieved	Q2 Target	Q2 Achieved	Q3 Target	Q3 Achieved	Q4 Target	
		SAP Annual license	No. of SAP license	SAP in use	3		3	0	3		3		3
WSTF Staff Capacity Development Programme													
		Purchase of CRM laptops & tablets	No. of CRM with new laptops/tablets	Laptops/tablets purchased	7		7	0	7		7		7
		Training in Project Management, Monitoring and Evaluation, IWRM, Gender, Green Growth	No. of staff trained	Staff training reports	7	1	1	3		3	2	1	4
		Information dissemination & publicity	No. of GGEP strategy, No. of WSTF visual publications	Audio visual and publications	300	50	0	150	20	0	150		700
County Resident Monitors													
		Remuneration	No. of CRMs engaged	Payment records	8	8	8	8	8	8	6	8	6
		Transport, logistics and stationery		Finance Reports	8	8	8	8	8	8	6	8	6
Internal and external auditing													
		Harmonized Audit Costs	No. of audits conducted	Audit reports	1		1	1					1
		Follow up and reporting on audit question costs outstanding on a Monthly basis	No. of follow-ups visits conducted	Audit follow-ups reports	8	4	2	4	2	4	6	4	14
		WASH Forums e.g. ASAL & Sanitation Conference	No. of conference held	Conference Reports		1	2	1					2
Technical Assistance													
		Financial Advisor Remuneration		FA Reports	13	3	3	4	4	3	3	3	13
		FA out of office expenses			4	1	2	1	3	1	1	1	6
		FA other overheads			2	0	1	1	1	1	1		2
		Project implementation Unit Remuneration	No. of staff engaged	Payment records	4	4	4	4	4				4
		PIU Medical costs			4	4	4						4
		PIU Airtime			8	4	4	4	4				8

PROJECTS IMPLEMENTATION STATUS – GGEP WATER AND SANITATION PROJECTS

No	Projects name	County	Proposed Activities	Target population	WaterFund committed amount - Ksh	Disbursed amount - Ksh	Funds balances	Project status as at 30.06.2020
1	Harjab Water and Sanitation Project	Garissa	E/SIA, design, borehole development, 50m ³ elevated steel tank, 150m rising main, 300m distribution line, 2No. Water kiosks, 3No. Livestock troughs, 1No. VIP latrine, fencing of site, capacity building & accompanying measures	2,000	19,258,439	4,557,245	14,701,194	Drilling & development of 218m borehole with yield of 9m ³ is complete. Water fit for consumption after analysis. Pipeline survey and survey raw data has been completed. Insecurity has halted activities at site currently.
2	Libahlow Water and Sanitation Project	Garissa	E/SIA, design, borehole development, 50m ³ elevated steel tank, 3.8Km rising main, 1.3Km distribution line, 3 No. Water kiosks, 3No. Livestock troughs, 4No. VIP latrine, fencing of borehole site, capacity building & accompanying measures	2,250	23,036,034	4,560,322	18,475,712	Drilling & development of depth of 39m borehole with a yield of 8m ³ . Flood proofing has also been done by building gabions around the borehole. Pump house & 4No 4door construction of VIP latrines completed. Pipeline survey and design completed.
3	Shebia-aad Water and Sanitation Project	Garissa	E/SIA, design, borehole development, 50m ³ elevated steel tank, 550m rising main, 300m distribution line, 2No. Water kiosks, 3No. Livestock troughs, 1No. VIP latrine, fencing of site, capacity building & accompanying measures	420	19,115,464	4,153,192	14,962,272	Drilling & development of depth of 300m borehole with yield of 6m ³ . Construction of 3No 2 door VIP latrines have been completed. Pipeline survey and design completed.
4	Nanighi Water and Sanitation Project	Tana river	Hydrogeological survey, design, EIA, borehole development, solar pumping system, 50m ³ steel tank on a tower, 3No. Water kiosks, 5km pipeline, VIP latrines, capacity building & accompanying measures	8,000	18,205,200	3,629,542	14,575,658	Borehole drilled with a yield of 10m ³ /hr. survey and design complete. Tender documents review for the infrastructural development ongoing. Construction of VIP Latrine completed
5	Kipao Water and Sanitation Project	Tana river	Hydrogeological survey, EIA, design, 30M large diameter well, submersible pump & solar system, fencing around solar site, 48m ³ steel tank on a tower, 6No. Water kiosks, 4km pipeline, 2 No. VIP latrines & accompanying measures	8,161	18,041,400	3,761,910	14,279,490	Borehole drilled with a yield of 6.9m ³ /hr. Review of tender documents infrastructural works ongoing. Construction of 2No.VIP latrines completed.
6	Namoru Akwan Lokorkor Water Project	Turkana	Solar pumping system, 50m ³ elevated tank, 5 No. stand pipes, 5 No. livestock trough, 10 rising main, 10km distribution line, 2No. 4 door VIP latrines & accompanying measures	2,400	29,679,975	16,279,546	13,399,788	All the contracted works completed. The project following up on utilization of the project savings to implement other activities including VIP latrine, office equipping, pipeline extension, branding, fencing and Menstrual hygiene management. These are at procurement stage
7	Kangrisac Water & Sanitation Extension Project	Turkana	Design, survey, solar equipping, 50m ³ elevated steel tank on a 10m tower, 2No. Insitu open kiosks, 4.6km pipeline, 1No. 10m ³ plastic tank, 2no. Supply & installation of 3x3m sq. base tanks stand - 2m, 2No. Standard cattle troughs, borehole compound fencing, 2No. Four door VIP latrines, 2No. hand washing stands, hygiene promotion & IFC material & accompanying measures.	3,643	15,319,500	1,675,000	13,644,500	Survey and design report completed. Review of tender documents awaiting BOQ approval for water infrastructure in order to proceed to advertise. Tender evaluation for sanitation component completed and contract awarded.

No	Projects name	County	Proposed Activities	Target population	WaterFund committed amount - Ksh	Disbursed amount - Ksh	Funds balances	Project status as at 30.06.2020
8	Lokichar Water & Sanitation Extension Project	Turkana	Project survey & design, SP5A pumping unit, 2kw motor, solar & support structure, 100m ³ elevated steel tank on a 10m tower, 1No. In situ water kiosk, 4No. Stand pipes secured on concrete platforms, 7.6km pipeline - 63mm & 50mm HDPE pipes, 4No. 10m ³ plastic tanks, Fabricate elevated steel towers 6m high to install 2 plastic tanks, 2No. Water troughs, Borehole compound fencing 30sq with concrete poles, 2No. 4Door VIP Latrines, Hand washing 2No. Stands, Hygiene promotion & IEC material & accompanying measures.	10,700	15,918,000	2,600,000	13,318,000	Survey and design review ongoing, absence of Kapese borehole data holding final design. Awaiting confirmation from Turkana County on ownership of the Kapese borehole by end of the month. Tendering for sanitation works ongoing.
9	Lanqura Community Water Supply Project	Mandera	EIA, 50,000m ³ Earth Pan construction, solar powered pumping system, water storage tank, 1No. Water kiosk, 3No. Latrines, 5km long rising mains, 1Km Distribution pipeline.	3,000	34,538,400	32,893,715	1,644,685	All project works complete at 100% completion.
10	Sake Community Rural Water Supply Project	Mandera	EIA, 50,000m ³ Earth Pan construction, pumping system, water kiosk, VIP Latrines, pipeline	4,000	34,538,400	32,893,715	1,644,685	All project works complete at 100% completion.
11	Kiunga Water and Sanitation Project	Lamu	15.09km pipeline Upvc DN 80mm, 50mm, 25mm and 20mm dia, 1No. 15m high, 50m ³ elevated steel tank, 1No. 50m ³ masonry sump tank, supply & installation of solar pumping set, supply & install solar generator for existing R.O. plant, 6No. 4 door VIPs, hand washing, perimeter fence	4,584	34,403,866	32,627,285	1,776,851	6No. 4door VIP latrine including hand washing facility at Kiunga primary school complete with branding. Solar pumping system installation ongoing at 99% completion including fencing. The plant is operational and the community members are using the water. Ongoing works at 35% progress include; construction of 15.093Km pipeline; Fabrication and installation of 15m High 50m ³ steel elevated tank and Construction of 50m ³ sump tank
12	Kizingitini Water and Sanitation Project	Lamu	21.21km Upvc pipeline of assorted sizes, 1No. 15m high, 50m ³ elevated steel tank, rehabilitation of 30m ³ sump tank, procure & install solar pumping set, 1No. 4 door VIP latrines, 3No. 4door VIP latrine, 1No. 2 doors, 109m perimeter fence, supply & install solar generator for R.O. plant, accompanying measures	4,657	40,557,443	38,660,898	1,896,545	1 no 2 door VIP latrine at Kizingitini dispensary and 4No. 4door VIP latrine including hand washing facility at Kizingitini primary school 100% complete. Installation of the solar panels completed with the pending works being installation of the pumping set awaiting the completion of the sump tank construction. Contractor mobilization to site ongoing for construction of elevated tank, rehabilitation of sump tank and construction of pipeline.
13	Poromoko-Widho Water and Sanitation Project	Lamu	Community mobilisation barazas, 14.026km pipeline Upvc DN 80mm, 50mm & 25mm dia, 1No. 50m ³ sump tank, Supply & install solar pumping system, 3No. 4door VIP latrine, purchase of project motor bike	3,500	15,472,899.00	7,691,504.00	7,781,395.00	Procurement complete and granted no objection to contract. Awaiting award to contractor.

No	Projects name	County	Proposed Activities	Target population	WaterFund committed amount - Ksh	Disbursed amount - Ksh	Funds balances	Project status as at 30.06.2020
14	Godoma Watiti Water & Sanitation Project	Marsabit	EIA, design, reverse osmosis & ultra-filtration plant, solar equipping, 50m ³ elevated steel tank on 10m tower, rising main & distribution line - 5.7km, pump house, 2N. Insitu water kiosks, 2No.pre-paid metering systems, borehole compound fencing, 2 Livestock troughs, 2 No. Two door VIP latrines, hygiene promotion & IEC materials & accompanying measures	6,327	23,908,397	13,515,000	10,393,397	Survey and design ongoing.
15	Lataka Community Water Supply Project	Marsabit	EIA, design, 50m ³ elevated steel tank on a 10m tower, 2km distribution line, 1No. Water kiosk, 1No. Pre-paid meter technology, 2No. 30m livestock troughs, 2No. Two door VIP latrines, Hand washing 1No. Stand, hygiene promotion & IEC material and accompanying measures	8,000	18,786,662	3,143,000	8,058,162	Survey and design ongoing
16	Dakhane Water and Sanitation project	Marsabit	3km pipeline extension from existing solarized borehole; Construction of 50m ³ masonry tank; Construction of 1 No. cattle trough; Construction of 3 No. yard taps; Construction of 2No. 2 door VIP latrines at ECD.	600	6,384,050	3,629,542	3,241,050	Survey and design ongoing
17	Godarupa Water & Sanitation Extension Project	Isiolo	Design, survey, 50m ³ masonry storage tank, rising main & distribution pipeline - 3756m, 2No. Water kiosks, 1 pre-paid metering system, 2No. Two door VIP latrines, 1No. hand washing stands, hygiene promotion & IEC material & accompanying measures	3,500	6,013,491	3,607,000	2,406,491	Request for 2 nd disbursement Pipeline works 98% complete with 4 chambers. Sanitation 45% complete with excavation of pit Latrines. All materials delivered to site for construction of kiosk and sanitation. Supply of tanks done. Perimeter fence at 30%.
18	Mogore Water & Sanitation Extension Project	Isiolo	Fabrication and supply of 1No. 50m ³ elevated steel tank on 12m tower, laying of 3,800m HDPE 90mm rising main, solar improvement, borehole fencing, casing, construction of elevated generator house, 3No. 2 door VIP latrines, hand washing facility, hygiene promotion & IEC materials.	2,100	13,054,745.00	6,421,550.00	6,633,195.00	Pipeline works at 40% completion. Elevated steel tank at 50% complete foundation and tower done. Materials for construction of sanitation facility delivered on site.
19	Awaritu Pipeline Extension Water Project	Isiolo	Preliminary activities, 8km rising main, 50m ³ masonry tank, accompanying measures	2,300	10,000,000	5,387,770	4,612,230	Survey and design complete. Review of design by WaterFund staff
20	Adadi Jule Water and Sanitation Project	Wajir	Earth pan excavation 40,000m ³ ,fencing & branding, installation of solar pumping system, installation of 1.4km pipeline extension, construction of 2No.9m long cattle trough,2No.2 doors VIP latrines block, installation of 10,000 litres UPVC tank & construction of 3m elevated steel tank, construction of lyard tap, infiltration gallery and well construction	5,000	21,317,846	11,191,970	10,125,876	Water pan excavations at 90% complete, construction of VIP latrine at pit excavations 50%, installation of gallery & well construction 80%, construction of 2 no 9m long cattle trough 100%, Installation of 10,000 UPVC tank and construction of 3m elevated stand platform 100%, Installation of solar pumping system 20% & hand washing 1 no stands. Fencing 95%. Total Works evaluated at 80%

No	Projects name	County	Proposed Activities	Target population	WaterFund committed amount - Ksh	Disbursed amount - Ksh	Funds balances	Project status as at 30.06.2020
21	Konja Water and Sanitation Project	Wajir	Salaries of 1No borehole, 2No water kiosk, 1.5km pipeline, 1No 2door VIP, Repair of masonry tank, 50M3 elevated steel tank, 2No cattle trough, Repair of open kiosk stand pipe, Salaries of 1No borehole, 2No water kiosk, 1.5km pipeline, 1No 2door VIP, Repair of masonry tank, 50M3 elevated steel tank, 2No cattle trough, Repair of open kiosk stand pipe	4,500	12,460,515	6,756,395	5,704,120	Steel tank foundation completed however yet to mobilize the tank at 30%, Masonry tank rehabilitation at 100% completed, Water trough, water kiosks and 2 door VIP constructions at 100 % complete. Pipeline installations at 90% complete.
22	Riba water supply	Wajir	Salaries of 2No borehole, Renovation of 50m3 elevated steel tank, Fencing 2No borehole, Rehabilitation of 1No2door VIP, 4No water kiosks, 4km 2" piping (HDPE)&400m G.I pipe class B, 50M3 Elevated steel tank, 2No cattle trough, Rehabilitation of stand pipe connect to elevated tank, Salaries of 2No borehole, Renovation of 50m3 elevated steel tank, Fencing 2No borehole, Rehabilitation of 1No2door VIP, 4No water kiosk, 4km 2" piping (HDPE)&400m G.I pipe class B, 50M3 Elevated steel tank, 2No cattle trough, Rehabilitation of stand pipe connect to elevated tank	5,000	20,680,648	10,974,005	9,706,643	Completed works include: 4.4 km pipeline and fitting works, construction of 3no 2door VIP latrine and hand wash one at the school and two at b/h site, construction of water kiosk, fencing of 50mx50m on b/h i&2, construction of 3no 9m long cattle troughs, rehabilitation of 1no 9m long cattle trough, fabrication and installation of elevated steel tank ongoing (foundations completed) 40%
23	Sabuli Water and Sanitation Project	Wajir	Salaries 1No borehole(BH1), Piping 4km, Steel tank 15m, Fencing 50X50m, 3No water trough(300x3), Pump house repair, BH2., Repair of 2No trough, 1No 2Door VIP toilet Purchase and installation of 100 Smart meter + chambers, Repair of fencing, Salaries 1No borehole(BH1), Piping 4km, Steel tank 15m, Fencing 50X50m, 3No water trough(300x3), Pump house repair, BH2., Repair of 2No trough, 1No 2Door VIP toilet, Purchase and installation of 100 Smart meter + chambers, Repair of fencing	12,500	18,299,090	9,518,885	8,780,205	Completed works include: 4 km pipeline and fitting works; construction of 1No. 2door VIP latrine and hand wash one at the school, construction of water kiosk, fencing of 50mx50m on b/h i&2, construction of 3no 9m long cattle troughs, rehabilitation of 1no 9m long cattle trough, fabrication and installation of elevated steel tank ongoing (foundations completed) 30%

PROJECTS IMPLEMENTATION STATUS – GGEP WATER RESOURCES PROJECTS

No	WRUA Name	County	Level	Proposed activities	Contract Amount (Ksh)	Current status	Remarks
1	Bubisa	Marsabit	Level 1	Planning meeting Capacity building meeting SCMP development workshop. Compilation, Ratification	1,388,600.00	<ul style="list-style-type: none"> The SCMP was developed, compiled and ratified. Review of SCMP by WRA was done and the revised copies were resubmitted to the Fund. 	Closed
2	Shurr	Marsabit	Level 1	Planning meeting Capacity building meeting SCMP development workshop. Compilation, Ratification	1,410,900.00	<ul style="list-style-type: none"> The SCMP was developed, compiled and ratified. Review of SCMP by WRA was done and the revised copies were resubmitted to the Fund. 	Closed
3	Turbi	Marsabit	Level 1	Planning meeting Capacity building meeting SCMP development workshop. Compilation, Ratification	1,361,700.00	<ul style="list-style-type: none"> The SCMP was developed, compiled and ratified. Review of SCMP by WRA was done and the revised copies were resubmitted to the Fund. 	Closed
4	Wama	Marsabit	Level 3	Desilting of 40,000 m ³ Dambala Gombo water pan	9,404,000.00	<ul style="list-style-type: none"> Design and drawings for water pan done by County surveyor. 2nd tranche funds disbursed in June, 2020 39,000m³ of pan desilted 92% of the project is complete 	92% of project is complete
5	Alikure	Garissa	Level 1	Planning meeting Capacity building meeting SCMP development workshop. Compilation, Ratification	1,223,600.00	<ul style="list-style-type: none"> The SCMP was developed, compiled and ratified. Review of SCMP by WRA was done and the revised copies were resubmitted to the Fund. 	Closed
6	Anaam	Garissa	Level 1	Planning meeting Capacity building meeting SCMP development workshop. Compilation, Ratification	1,344,100.00	<ul style="list-style-type: none"> The SCMP was developed, compiled and ratified. Review of SCMP by WRA was done and the revised copies were resubmitted to the Fund. 	Closed
7	Geditun	Garissa	Level 1	Planning meeting Capacity building meeting SCMP development workshop. Compilation, Ratification	1,430,200.00	<ul style="list-style-type: none"> The SCMP was developed, compiled and ratified. Review of SCMP by WRA was done and the revised copies were resubmitted to the Fund. 	Closed
8	Khansahole	Garissa	Level 1	Planning meeting Capacity building meeting SCMP development workshop. Compilation, Ratification	1,227,800.00	<ul style="list-style-type: none"> The SCMP was developed, compiled and ratified. Review of SCMP by WRA was done and the revised copies were resubmitted to the Fund. 	Closed
9	Lagha Madha Marothi	Garissa	Level 1	Planning meeting Capacity building meeting SCMP development workshop. Compilation, Ratification	1,300,800.00	<ul style="list-style-type: none"> The SCMP was developed, compiled and ratified. Review of SCMP by WRA was done and the revised copies were resubmitted to the Fund. 	Closed

No	WRUA Name	County	Level	Proposed activities	Contract Amount (Ksh)	Current status	Remarks
10	Lagha Togwene	Garissa	Level 1	Planning meeting Capacity building meeting SCMP development workshop. Compilation, Ratification	1,301,500.00	<ul style="list-style-type: none"> The SCMP was developed, compiled and ratified. Review of SCMP by WRA was done and the revised copies were resubmitted to the Fund. 	Closed
11	Tawakal	Garissa	Level 1	Planning meeting Capacity building meeting SCMP development workshop. Compilation, Ratification	1,310,400.00	<ul style="list-style-type: none"> The SCMP was developed, compiled and ratified. Review of SCMP by WRA was done and the revised copies were resubmitted to the Fund. 	Closed
12	Kotile Korisa WRUA	Garissa	Level 1	Planning meeting Capacity building meeting SCMP development workshop. Compilation, Ratification	1,423,100.00	<ul style="list-style-type: none"> The SCMP was developed, compiled and ratified. Review of SCMP by WRA was done and the revised copies were resubmitted to the Fund. 	Closed
13	Sharaha	Garissa	Level 1	Planning meeting Capacity building meeting SCMP development workshop. Compilation, v. Ratification	1,416,500.00	<ul style="list-style-type: none"> The SCMP was developed, compiled and ratified. Review of SCMP by WRA was done and the revised copies were resubmitted to the Fund. 	Closed
14	Habarow	Garissa	Level 2	Construction of a 30x2.1 m wide sub surface sand dam at habarow lagha middle part Construction of a 30x2.1 m wide sub surface sand dam at habarow lagha middle part	3,638,840	<ul style="list-style-type: none"> A 25m long by 1m high (from apron) sub-surface dam was constructed. Part of tranche 2 funds had been disbursed for Environmental Impact Assessment (EIA) of the second sand dam to be constructed plus design as part of the preliminary activities. Proposed structure is a forced structure and proper design was not carried out. Based on the designed calculation, the yield of the dam doesn't meet the actual water demand and therefore the proposed investment is not worthy. 	GCEP team proposes to terminate project at current stage
15	Kasha	Garissa	Level 3	Planning and procurement of a consultant Engineering Survey, design and other legal requirement (EIA, Hydrological survey, soil test and pan Design Construction of the 30,000 m ³ Water Pan, offtake system and associated structures	9,825,000	<ul style="list-style-type: none"> Environmental Impact Assessment and design of the pan was done. 98% of the 30,000 m³ Water Pan, offtake system and associated structures was constructed 	Letter written to WRA to assist the WRUA complete the pending works.
16	Buriya	Wajir	Level 2	Construction of a 23m. Wide sand dam along Lagha Harr,	4,269,600.00	<ul style="list-style-type: none"> A 15m long by 1.5m high (from the apron) sub-surface dam was done along Mado Ade sandy lagga. Part of tranche 2 funds had been disbursed for Environmental Impact Assessment (EIA) of the sand 	Project was terminate in June, 2020.

No	WRUA Name	County	Level	Proposed activities	Contract Amount (Ksh)	Current status	Remarks
				Construction of a 23m. Wide sand dam along Lagha Bisiq.		dam to be constructed plus design as part of the preliminary activities. <ul style="list-style-type: none"> The Designs have not been officially received at WSTF through WRA, neither have the funds for preliminary activities been accounted for. 	
17	Kipsing	Isiolo	Level 2	Construction of a 23m. Wide sand dam along Kipsing Lagha Construction of a 23m. Wide sand dam along Sek Lagha	4,271,600	<ul style="list-style-type: none"> Infrastructural works for tranche 1 and 2 activities are complete. 	WRA to assist WRUA with finalizing the completion report and issue a completion certificate
18	Kuro Bisan Owo	Isiolo	Level 2	Inventory survey of water resources in the sub catchment Construction of a 23m. Wide sand dam along kuro lagha and alelaide lagha Exchange visit	4,956,600	<ul style="list-style-type: none"> Infrastructural works for tranche 1 and 2 activities are complete. Exchange visit to Isiolo WRUA was done 	WRA to assist WRUA with finalizing the completion report and issue a completion certificate
19	Garfasa	Isiolo	Level 3	Engineering Survey, design and other legal requirement (EIA, Hydrological survey, soil test and pan Design Construction of the 20,000 m ³ Water Pan, offtake system and associated structures including fencing	9,990,500	<ul style="list-style-type: none"> Construction of the 20,000 m³ Water Pan, offtake system and associated structures including fencing complete. 	Closed.
20	Lorugum	Turkana	Level 2	Construction of sand dam at Kaenomung lagga (45*0.6*2.7m), Infiltration gallery, Well sump, Draw off works, Cattle Trough	4,974,800.00	<ul style="list-style-type: none"> Survey and design of sand dam complete. Preparation of tender documents on going. 	Implementation on going
21	Lower Tana Delta Conservancy	Tana River	Level 4	Launching of the project, Tree Nursery development, planting of 3 acre mangroves in Darga Galge degraded area and training by KFS, Installation of 3 water tanks at Odole primary, Ozi primary school, Kibokoni primary, Development of management plan, Trainings of herders, conservancy board and local leaders Development of land use plans and resource mapping, Alternative clean energy (biogas/ energy saving jikos) Development of grazing by-laws/county grazing bills, Purchase and Transport 6,000 tree seedlings and plant seedlings trees along the riparian area/river bank for 7 days	9,566,840.00	<ul style="list-style-type: none"> Project launched and tree nursery set up complete. Planting Mangrove trees, and installing the water tanks. Management plans scheduled for next quarter with NRT technical support 	Implementation on going

No	WRUA Name	County	Level	Proposed activities	Contract Amount (Ksh)	Current status	Remarks
22	Mujtama	Mandera	Level 2	Rehabilitation of 30,000m ³ Earth pan 2No. standard animal troughs Soft components	11,228,553.00	<ul style="list-style-type: none"> Survey and design complete. Finalization of tender documents and advertisement complete 	Awaiting tender evaluation and award
23	Dahan	Mandera	Level 2	Construction of 2 No.100 M ³ Berkad	5,158,524.00	<ul style="list-style-type: none"> Construction of 2No. 100m³ Berkads on going 	Implementation on going
24	Amu WRUA	Lamu	Level 3	Construction of 2 No. 100m ³ Djabias Planning, procurement and report writing	5,447,510.00	<ul style="list-style-type: none"> Construction of substructure and superstructure works for the 100m³ underground Djabia at Bright girls and Wiyoni secondary schools is complete. Preparation of completion report 	Implementation on going
25	Hanshak Niyongoro Conservancy	Lamu	Level 4	<p>Launching of the project.</p> <p>Purchase and Transport 6,000 tree seedlings and plant seedlings trees in collaboration with local schools (Didewarde primary, Chalaluma primary and Moa secondary school) with 2000 seedlings each.</p> <p>Training of herders on rangeland management and development of grazing by-laws,</p> <p>Construction of a 100m³ underground water tank(djabia)</p> <p>Fencing of djabia (20X 20) metres</p> <p>Clearance of mathenge and reeds</p> <p>Opening of 2 malikas</p> <p>Advertisement and Tendering</p>	6,507,900.00	<ul style="list-style-type: none"> The contractor completed the excavation works for the 100m³ underground tank at Didewarde primary school and completed the walling for the tank. The works are approximately 50% 	Implementation on going
26	Pate Marine Conservancy	Lamu	Level 4	<p>To increase rain water harvesting to promote accessible safe clean drinking water by the communities (Construction of 100m³ underground water tank (djabia) and Establishment & training of the village water committee on proper hygiene, conservation, governance & financial management),</p> <p>Training community beneficiaries on beekeeping, Procurement of 16 beehives & issuance to the beneficiaries,</p> <p>To develop Conservancy Development Management Plan (CDMP) that captures the holistic, long-term vision for community development & conservation success, and Advertisement/tendering</p>	6,503,200.00	<ul style="list-style-type: none"> Contractor completed the excavation works for the 100m³ underground tank at Shangarabu village, compacted selected hardcore material for the tank and placed blinding and was in the process of installing reinforcement bars. The works are approximately 45% complete. 	Implementation on going
27	Kiunga Conservancy	Lamu	Level 4	<p>To increase rain water harvesting to promote accessible safe clean drinking water by the communities in Kiwayu (Construction of 100m³ underground water tank (djabia) and Establishment & training of the village water committee on proper hygiene, conservation, governance & financial management)</p> <p>ii. To strengthen capacity of local communities to protect & restore priority mangrove habitat (Mangrove restoration)</p>	7,020,600.00	<ul style="list-style-type: none"> Contractor completed the excavation for the 100m³ underground tank at Kiwayu primary school and was in the process of placing blinding for the tank floor. The works are approximately 45% complete. 	Implementation on going

No	WRUA Name	County	Level	Proposed activities	Contract Amount (Ksh)	Current status	Remarks
				training, planting & establishment of mangrove tree nurseries holding at least 20,000 seedlings) iii. To build the capacity of the communities & link them to conservation based livelihoods (Training community beneficiaries on beekeeping, Procurement of 30 beehives & issuance to the beneficiaries) iv. To develop Conservancy Development Management Plan (CDMP) that captures the holistic, long-term vision for community development & conservation success v. Advertisement and tendering			
28	Kigaruri WRUA	Tana River	Level 2	Opening 3No. Malkas Establishment of tree nursery/Agroforestry Planting of 10,000 indigenous trees & Establishment of indigenous trees nursery at Lalatifu holding at least 40,000 seedlings ii. Procurement & installation of 4 water tanks in local schools (each tank with a capacity of 10,000 litres), Procurement & delivery of 200 pieces of energy saving jikos, Procurement & delivery of 80 beehives and training of beneficiaries, 2 No. 8 door VIP latrines (1 with urinal for boys) at Mnazimi Primary School (213 boys and 203 girls), Launch & handing over ceremony for all projects, and Advertisement and Tendering	2,457,750.00	<ul style="list-style-type: none"> Fencing and setting up of nursery complete Construction of store complete 	Implementation on going
29	Nidera Conservancy	Tana River	Level 4	Construction of 30,000m ³ Earth pan. Construction of 2No standard animal troughs with 100m HDPE 32mm pipe length. Construction of 10m dug well, chlorine dozer and hand pump.	6,544,400.00	<ul style="list-style-type: none"> Conservancy undertook planting of 10,000 indigenous trees. Establishment of indigenous trees nursery at Lalatifu holding at least 40,000 seedlings was in progress. Procured & installed 4 water tanks in local schools (each tank with a capacity of 10,000 litres). Procurement & delivery of 200 pieces of energy saving jikos was also done 	Implementation on going
30	Madogo WRUA	Tana River	Level 4	Construction of 30,000m ³ Earth pan. Construction of 2No standard animal troughs with 100m HDPE 32mm pipe length. Construction of 10m dug well, chlorine dozer and hand pump.	10,974,553.18	<ul style="list-style-type: none"> WRUA proceeded with excavation of water pan without WRA technical support Works are at 50% 	Implementation on going and follow up with WRA to offer technical support and supervise.
31	Lagha Tula WRUA	Tana River	Level 2	Desilting of 15,000m ³ Earth pan Construction of 2No standard animal troughs with 100m HDPE 32mm pipe length Rehabilitation of 10m dug well, chlorine dozer and hand pump	3,670,443.00	Change of scope letter forwarded to WRA. The WRUA proposes to change from an earth pan to beakard due to time limitation constrains and the pan is still filled with water.	Follow up with WRA office to submit letter to WaterFund
32	Kochodin WRUA	Turkana	Level 2	Project Tendering and EIA Community Sensitization Survey and Design 30,000m ³ Kangiragae water pan Rehabilitation WRUA Project Coordination and Supervision	10,142,706.00	<ul style="list-style-type: none"> Survey and design of the pan was done and the design report complete. Review of tender documents on going. 	Implementation on going

WORKPLAN IMPLEMENTATION STATUS – WATER & LIVELIHOOD PROGRAMME

Output	Output Indicator	Activity	Activity Indicator	Means of Verification (as per Result Frame Work)	Annual Targets	Quarterly Targets							Remarks
						Q1 Target	Q1 Achieved	Q2 Target	Q2 Achieved	Q3 Target	Q3 Achieved	Q4 Target	
WLP Output 1: AS/AL Counties capacity and engagement in Water related planning Improved	Counties effectively using water and sanitation data for planning in CIPDs and perform their regulatory functions	County capacity enhancement											
		County Stakeholder Workshops - Programme launch & stakeholder sensitization	No. of meetings/workshops held	Minutes, Workshop reports	4	2	2	2	2	2	2	2	6 meetings held (1 Programme review and 1 planning meeting, 3 county leadership meetings- for consultation, planning and feedback) as well as 1 Programme launch meeting More meetings than planned have been held based on need for continuous review and follow ups
WLP Output 2: Water and Sanitation Access and Deficit in AS/ALs Addressed	Number of people with new services from WSTF in this engagement & Number of people receiving an improved and sustained service from WSTF in this engagement as a % of new people reached	Appraisal of water and sanitation projects	No. of appraised projects	Appraisal reports	5	5	5	5	5	1	Undertaken in 5 projects wards to establish feasibility of projects proposed by implementing partners for funding 1 desk appraisal for supplementary funding was done for Kalobeyei host community and needs assessment conducted by world vision		
		Finance Rural Water Projects	No. of Projects funded	Contracts signed, disbursement memos	5	5	5	5	5	1 st tranche of funds disbursed to 5 implementing partners. This was disbursed end of quarter 2 but reflected in Q3			
		Finance Rural Sanitation Projects	No. of Projects funded	Contracts signed, disbursement memos	5	5	5	5	5	1 st tranche of funds disbursed to 5 implementing partners. This was disbursed end of quarter 2 but reflected in Q3			
		Monitor implementation of Rural projects	No. of projects monitored	Monitoring reports	7	4	3	6	All the 6 Programme areas were visited to establish progress and support the IPs				
WLP Output 3: Sustainable and Community Based Management of Water Resources Improved	Number of WRUAs graduating to next level of performance for water resource management	Appraisal of water resource management projects	No. of appraised projects	Appraisal reports	5	5	5	5	5	5	Undertaken in 5 projects wards to establish feasibility of projects proposed by implementing partners for funding		
		Finance WRUA Projects - New	No. of Projects funded	Contracts signed, disbursement memos	5	3	2	1 st tranche of funds disbursed to 5 implementing partners being costs for survey and design of WRM activities and establishment of WRUAs for Tarach catchment. This was disbursed end of quarter 2 but reflected in Q3					
		Monitor implementation of WRUA projects	No. of projects monitored	Project Monitoring reports	4	2	1	2	1 project in Lopur Monitored twice being construction of Trapezoidal bunds and woodlots establishment. Other projects have not started				

Output	Output Indicator	Activity	Activity Indicator	Means of Verification (as per Result Frame Work)	Annual Targets	Quarterly Targets							Remarks		
						Q1 Target	Q1 Achieved	Q2 Target	Q2 Achieved	Q3 Target	Q3 Achieved	Q4 Target		Q4 Achieved	
WLP Output 4: Capacity building of implementing Agents (WRUAs, CBOs, WUs) Improved	Number of successfully implemented projects by WRUAs and Was & Revenues collected as a percentage of operating cost by Was	Capacity building workshops for Implementing Partners	No. of workshops held per county	Workshop reports	2	1	1	1	1	1	1	1	This was a combined classroom training for all partners. On job capacity development is ongoing		
		Induction training of PIU	No. of trainings conducted	Training report	1	1							None during the quarter		
WLP Output 5: Strengthen institutional performance of WSTF	WSTF has access to and able to analyze regularly updated data on water and sanitation coverage in counties	Project monitoring /field monitoring activities													
		Spot checking monitoring - M&E	No. of projects visited	Spot checking monitoring reports	10					5	1	5	6	All projects visited in the 5 wards and Kakuma refugee camp project	
		Project Implementation Unit													
		Programme Implementation Unit field visits	No. of visits	Reports	12	3	2	3	2	3	1	3	2	6 visits were conducted to the field offices and project sites as well as 1 visit to review process for the IPs in Nairobi	
		Programme Implementation Unit training	No. of staff trained	Staff training reports	4		1			2		1		None during the quarter due to workload	
		Purchase of staff laptops	No. of staff with new laptops	Laptops purchased	6	6	4							Done	
		Internal and external auditing													
		Harmonized Audit Costs	No. of audits conducted	Audit reports	1					1					None during the year as implementation is ongoing
		Automation of Proposal Application system-Turkana West Programme(TA support)	Online application system established	Online application system	1	1	1								Done

PROJECTS IMPLEMENTATION STATUS - WATER & LIVELIHOOD PROGRAMME

No	County	Ward/proj ect area	Project Name	Project Scope	Project Budget (Kshs)	Technical Progress (%)	Project Status as at 30 th June 2020		Narrative
							Financial Progress Disbursed Funds (Ksh)	%	
1	Turkana	Lopur	Action Africa Help International Project: Enhancing Livelihoods through Water Supply and Sanitation (ELIWAS) improvement Project	<p>Water supply Drilling and equipping of Lopuski borehole; equipping with solar system; fencing of borehole area; installation of 48CM steel elevated tank; 7000m pipeline extension, construction of 2 No. water kiosks and construction of 2 No. animal troughs; Rehabilitation of 8 shallow wells- equipping with hand pumps and construction of aprons for domestic and small scale agriculture water supply; support with portable solar pumping kits to 5 farmers groups in same shallow wells area for crop farming in 15 acre farm; fencing of 15 acre farm.</p> <p>Sanitation and Hygiene Promotion Community total sanitation (CLTS) activities to 30 villages; Supply of excavation tools for latrine construction on sharing; lofty tanks handwashing kits to schools; Construction of 6 No. 4 door latrines in 3 schools with bio digester component; Construction of 3 bio digester toilets in Markets for biogas production; hygiene and sanitation campaigns in schools and community.</p> <p>Water resource management Construction of 50,000 m³ earth dam at Pelekech with offtake and infiltration system for access; fencing dam area; Establishment of 20 acre woodlots and fencing the lots; construction of 60 trapezoidal bunds with cash for work approach, the same will work on woodlots with zaypits; Training farmers on the use of propops for animal feed supplement and biogas production; Supply of Galla he goats to 3 farmers groups for cross breeding to improve local breeds for higher income; support to pasture reseeding and hay bailing with hay/seed store construction.</p>	85,000,000	60%	29,381,595.30	72.5%	<p>Hydrogeological survey and ESIA is ongoing for Lopuski borehole. Other accompanying water infrastructure will be undertaken after the drilling. Rehabilitation of 8 shallow wells in 15 acre Choro farm and fencing is complete with farmers working on the farm. The shallow wells rehabilitated also have collection sumps/troughs where water from the aprons collect and farmers can fetch and use it for irrigation. 5 farmers groups have been supported with portable solar kits for irrigation of crops.</p> <p>CLTS follow up is ongoing in 16 triggered villages and is combined with hygiene promotion messaging. Lofty tanks hand washing stations have been purchased and are yet to be distributed pending the reopening of schools. In addition to the above the IP purchased tanks for drinking water since the children will also be trained on water treatment. Excavation tools were purchased to accelerate latrine construction. This are being used to dig latrine pits by communities. Construction of 6 No. blocks of 6 No. bio digester system latrines in 3 schools is ongoing and anticipated to be complete by end of July, 2020. Site handover for construction of Kangesuroi pan has been done and construction will start by 1st August. Fencing and excavation of zaypits and planting of trees of 20 acre woodlots in 3 sub locations is ongoing. Tree nurseries will also be established in these areas. This is being undertaken in collaboration with the forest department. Harvesting has started in trapezoidal bund farms that were constructed in march to April through cash for work. This has reclaimed 30 acres land. 9 buckling Galla goats have been purchased and distributed to three farmers groups in the three sub locations. The goats will improve breeds in the areas with the objective of increasing family incomes with hybrids. 40 Farmers ToTs have been trained on dryland</p>

No	County	Ward/proj ect area	Project Name	Project Scope	Project Budget (Kshs)	Project Status as at 30 th June 2020													
						Technical Progress (%)	Financial Progress Disbursed Funds (Ksh)	Narrative											
								conservation agriculture to reach out to 10 farmers each, outreaches are ongoing to ensure household kitchen ad fruit farming is embraced.											
				<p>Water supply Napeikar borehole improvement/rehabilitation 8 km Napeikar borehole to Nakururum pipeline extension (village and school and dispensary); Installation of 48CM steel elevated tank, Construction of 2No. Standard Water kiosks with 5CM overhead tanks, construction of school and dispensary tap stands, installation of plastic Storage tanks of 10CM for the two institutions; construction of 2No. Animal troughs.</p> <p>Lomonyenakironok or Nakulumei drilled and capped borehole equipping (1 No. targeted after preliminary tests); Installation of solar pumping system, 5km pipeline extension, installation of steel elevated tank of 54CM; construction of 2 No. water kiosks with overhead storage of 5CM; construction of 2 No. animal troughs and fencing of borehole compound.</p>			<p>Test pumping, survey and design for 3 boreholes completed pending design reports</p> <p>Preliminary reports for water quality indicates that; Napeikar has below parameters of concern; Yield:</p> <table border="1"> <thead> <tr> <th>Parameter</th> <th>Result</th> <th>standard</th> </tr> </thead> <tbody> <tr> <td>Sodium</td> <td>230</td> <td>Below 200</td> </tr> <tr> <td>Bicarbonate</td> <td>761</td> <td>255</td> </tr> <tr> <td>Fluorides</td> <td>5.72</td> <td>1.5</td> </tr> </tbody> </table> <p>Nakulumei; yield 1.2m³, 65m column of water Iron 2.45 but should be below: 0.3 Lomunyanakironok: 19m water column iron 4.5, chloride 450 (less 250)</p>	Parameter	Result	standard	Sodium	230	Below 200	Bicarbonate	761	255	Fluorides	5.72	1.5
Parameter	Result	standard																	
Sodium	230	Below 200																	
Bicarbonate	761	255																	
Fluorides	5.72	1.5																	
2	Turkana	Songot	<p>AMREF Health Africa Project: Turkana West Water, Sanitation and Livelihood (TWSWAL) project</p>	<p>Sanitation and Hygiene Promotion Construction of 6 No. 4 door VIP latrines in 3 schools; Community Led Total Sanitation (CLTS) and hygiene promotion in 14 Villages and schools.</p> <p>Water resource management Excavation of 50,000 CM Kochoomin Earth dam with offtake system for animal and domestic access Excavation of 30,000 CM Namirieto water pan with offtake system for domestic and livestock access. Establishment of 4 natural resource management committees working with kenya forest service; Livelihood empowerment support of 4 committees (for boreholes water pan/dam above) for bee keeping project and tree planting around water points developed.</p>	75,000,000	16,216,124	69.9%	<p>Triggering has been done in all the planned 14 villages and follow ups are ongoing for latrine construction to improve household latrine coverage.</p> <p>Tender has been awarded for construction of 6 No. VIP latrines in 6 schools contractor expected on site.</p> <p>School health club patrons have been trained on CHAST and campaigns with children to start once schools reopen</p> <p>Survey completed for earth dams and water pan.</p> <p>5 Water management committees responsible for management of construction and sustainability of the project established and trained.</p> <p>Bechives purchased</p> <p>Procurement to start for social empowerment interventions currently working on needs and RFQs</p>											
							60%												
							25%												

No	County	Ward/project area	Project Name	Project Scope	Project Budget (Kshs)	Project Status as at 30 th June 2020		
						Technical Progress (%)	Financial Progress Disbursed Funds (Ksh)	Narrative
3	Turkana	Kalobeyei and Lokichoggio	<p>World Vision Kenya Project Turkana West Water, Sanitation and Environmental Management (TW/ASEMA) project</p>	<p>Water supply Kalobeyei/Kangura water supply: Rehabilitation (Solarization) of Kalobeyei borehole for Kangura village supply; 3 km HDPE PN12 pipeline extension to Kangura village; installation of 108CM steel elevated tank; construction of 2No. Water kiosk with 5 CM overhead tank; Construction of 2 No. standard cattle troughs Kalobeyei Refugee settlement water supply: 15,200m pipeline extension to 80 units (1120 households); installation of 4No. 100CM steel elevated tanks; construction of 80 yard taps. Lokichoggio town water supply: Hydraulic modelling of Lokichoggio town supply; Rehabilitation of 3 boreholes (Akoros I, Epool and IGRC) and salarising; 7.5 km pipeline extension for rising main and distribution network; Construction of 4No. Water kiosks with 5CM overhead tanks; installation of 2 No. 50m³ Steel elevated tanks and Rehabilitation of 4 No. boreholes and equipping with hand pumps, construction of aprons with animal troughs in the grazing zones of; Lochooramoni, Natumamon I, Natumamon II and Iria.</p>	140,000,000	30%	28,415,472.61	<p>Survey for design of Lokichoggio and Kangura water supply system has been done</p> <p>Contractor on site for Installation of 4 No. Elevated steel tanks and 8,3km pipeline extension at Kalobeyei refugee settlement and construction of 80 yard taps.</p> <p>Final stages in rehabilitation of 4 boreholes (Lochooramoni, Natumamon I, Natumamon II and Iria.) equipped with hand pumps.</p> <p>Equipping and water supply works and associated infrastructure for Lokichoggio and Kangura will be undertaken after survey and designs have been concluded.</p>
				<p>Sanitation and Hygiene Promotion Construction of Ecosan toilets (UDDI) for 5 blocks (40 households); sub grant local organization in Kalobeyei ward to undertake Community Led Total Sanitation, Sanitation marketing and hygiene promotion at household level on performance based approach. Construction of 4 No. 4-door VIP Latrines in 2 schools; Construction of 2No. 8-door latrines with septic system in Lokichoggio mixed secondary; Construction 3No. 4 door VIP Latrines for Lokichoggio Girls; sub grant local organization in Lokichoggio ward to undertake Community Led Total Sanitation, Sanitation marketing and hygiene promotion at household level on performance based approach; Hygiene promotion in schools.</p>		30%		<p>Construction of 20 UDDT latrines in Kalobeyei refugee settlement is ongoing.</p> <p>Repeat procurement ongoing for Construction of 7 No. blocks of VIP latrines in 2 schools as well as for 2 No blocks of septic tank systems. Early procurement was cancelled as it had anomalies and vendors did not meet thresholds.</p> <p>Capacity assessment for 2 NO. CBOs has been done and will start hygiene and sanitation promotion once agreements are signed.</p>
			<p>Water resource management Undertaking Desilting and expansion/ construction of Kanamesek Water Pan of capacity not less than 30,000 CM with</p>			25%		<p>Survey for design and EIA for construction of 3 water pans has been concluded</p> <p>4 shade nets installed at Lokichoggio and</p>

No	County	Ward/proj ect area	Project Name	Project Scope	Project Budget (Kshs)	Project Status as at 30 th June 2020		
						Technical Progress (%)	Financial Progress Disbursed Funds (Ksh)	Narrative
				<p>offtake system and fencing; Excavation of 2No. 30,000CM water pans with offtake, cattle trough and fencing for the grazing zones (Kaawoi and Nakeruman). Support Women Economic Empowerment through horticultural farming using shadenets of 30m to 8m for Kangura Borehole system (2 No.) and Loksichogio town Water supply system. (2 No.).</p> <p>Water supply Drilling and equipping of 3 No. boreholes; salarising of three drilled boreholes to increase production; 8km Pipeline extension to overhaul existing and integration to new supply; Construction of 6 No. power houses; Rehabilitate and repaint 4 No. leaking steel elevated tanks; Repair and rehabilitation of 50 tap stands; Water quality/aquifer monitoring; Hydraulic modelling of Kakuma camp water supply.</p>			Kangura	
4	Turkana	Kakuma Refugee-Host and host community	NRC Project: WASH improvement for refugees and host communities Project	<p>Sanitation and Hygiene Promotion Production and distribution of 1000 latrine slabs for household latrines construction; Lining of 400 latrine pits in flood prone areas; Construction of 50 disability friendly latrines; Construction of 5 No. 4 door school latrines; Construction of 15 Urine diverting dry toilets (UDDT) latrines; Decommissioning of 50 communal latrines; Hygiene and sanitation promotion including Community Led Total Sanitation (CLTS) campaigns in Kakuma refugee camp and host community</p> <p>Water resource management Planting of seedlings around borehole compounds and Climate proofing of 4 No. boreholes with construction of gabions and aprons</p>	75,000,000	40%	28,003,032.75	<p>ESIA and Hydrogeological survey to drill 3 boreholes in Kakuma camp has been done Contract awarded for consultant to undertake Hydraulic modelling of Kakuma water supply to allow for proposed 8 km pipeline. Tender awarded for installation of aquifer and water level monitoring system but mast for UNHCR had a breakdown and consultant had requested for variation for materials that were not included in call. Construction of 6 No. power houses ongoing Rehabilitation of 50 tap stands is ongoing using labour based approach. Tender evaluation for rehabilitation of elevated steel tanks is ongoing. Slabs production is ongoing for household latrine Construction of disability friendly and UDDT latrines is ongoing using labour based approach as well as decommissioning of latrines. <i>With Kakuma refugee temporary settlement set up, the super structures for UDDT and disability friendly latrines are made of iron sheets due to common approaches used by all partners.</i> Contracting has been concluded for construction of 5 blocks of 4 door latrines in 3 schools. Excavation is ongoing. Hygiene and sanitation messaging is ongoing</p>
5	Turkana	Kakuma Town Water Supply and Public	OXFAM Project: Support for sustainable and resilient WASH services for Kakuma town	<p>Water access Hydraulic modelling for Kakuma town water supply, Drill and equip 2 No. new boreholes to boost production; Solarization of 3 No. boreholes (2 No. new boreholes and 1 No. rehabilitated (broken down windmill -BH15 or</p>	85,000,000	8%	27,455,282.56	<p>Procurement is ongoing for climate proofing of 4 boreholes at risk of being washed away by river flow due to their closeness.</p> <p>Hydraulic modelling data collection for design of Kakuma town water supply has been concluded and the consultant has presented 1st draft of the report. 2 boreholes drilled for Kakuma town water supply with yields of 16m3/hr</p>

No	County	Ward/project area	Project Name	Project Scope	Project Budget (Kshs)	Project Status as at 30 th June 2020				
						Technical Progress (%)	Financial Progress Disbursed Funds (Ksh)	%	Narrative	
		sanitation project		capped borehole at Nakwangat); Construct 3 No. new Steel elevated tanks each of capacity of 200M3; Construct 1 No. masonry tank reservoir; Overhaul of 14km pipeline extension for rising main and distribution network for Kakuma water supply; Construction of six smart water kiosks within Kakuma town. Establishment of Kakuma water company in line with County water and national government legislations with engagement of third party partner for capacity building of the company					Discussions are ongoing for acceptable management structure for Kakuma water supply in line with the county water act and regulator.	
				Sanitation Construction of 1 No. public Bio-sanitation facility and Construction of incinerator in Kakuma health facility			25%			Contract for construction of public bio sanitation toilet and incinerator has been signed awaiting completion of ESIA and NEMA approval.
				Water resources management: Registration of 2 No WRUAs; development and adoption of sub-catchment management plans			30%			Mapping and mobilization for formation of 2 WRUAs has been completed. Discussions ongoing on registration with WRA and SCMP formation
							40%			
TOTAL					460,000,000		39%	129,471,507.79	40%	

WORKPLAN IMPLEMENTATION STATUS – IFAD - UTaNRMP PROGRAMME

Key Result Area	Activity	Output Indicator	Means of Verification/ Evidence	Unit of Measure	Annual Target	Q1 Targets	Q1 Achievements	Variance	Q2 Targets	Q2 Achievements	Variance	Q3 Targets	Q3 Achievements	Variance	Q4 Targets	Q4 Achievements	Variance	
Financing of water resources management initiatives and relevant climate change mitigation initiatives at the community level; Financing of WRUAs	Finance Water Resource Projects Level II (17 No. WRUA & 1 CFA project)	No. of Projects funded	WRUA reports	No.	18	0	0	0	12	2	10	16	0	16	13	-3		
	Finance Water Resource Projects Level III (31 No. WRUA & 27 No. CFA projects)	No. of Projects funded	WRUA reports	No.	58	0	0	0	31	11	20	47	13	34	40	+6		
	Finance Water Resource Projects Level IV (2 WRUA projects)	No. of Projects funded	WRUA reports	No.	2	0	0	0	1	0	1	2	0	2	1	-1		
	Undertake field appraisal for WRUA & CFA projects	No. of Appraisal Reports	Field Appraisal Reports	No.	0	0	0	0	0	0	0	0	0	0	0	0	0	
	WRA & KFS management fee	No. of Project monitored/supported	WRA& KFS reports	%	15	0	0	0	15	13	2	15	15	0	15	15	0	
	Internal Project Monitoring by programme staff.	No. of Project monitoring reports	Project Monitoring Reports	No.	78	0	15	15	15	44	29	15	29	0	29	28	0	
	External Project Monitoring by WRA&KFS (joint WRUAs monitoring With IFAD-PCT)	No. of Project monitoring reports	Project Monitoring Reports	No.	78	15	15	15	0	29	29	0	29	24	5	28	0	
	Projects Monitoring by GRMs	No. of Project monitoring Reports	Project Monitoring Reports	No.	78	15	71	71	56	29	204	175	204	20	184	31	+3	
	Hold 1No. Capacity Building / Sensitization Workshops for the CFAs & WRUAs - (Cost to include advertisement for successful WRUAs & CFAs)	No. of Sensitization/ Capacity Building Workshops held	Sensitization/ Capacity Building Reports	No.	1	0	0	0	0	1	0	1	1	1	0	1	3	+2

PROJECTS IMPLEMENTATION STATUS – IFAD WATER RESOURCES PROJECTS BATCH 1

No.	Project name	Category	County	Funding (Ksh)				Completion Status
				WSTF	Disbursed (WSTF)	WRUA support (Contract)	WRUA support (Actual)	
1.	Kiuru WRUA	Level 2	Meru	2,041,600.00	1,247,600.00	438,000.00	0.00	<p>Scope of Funded Activities</p> <p>Tranche 1</p> <ul style="list-style-type: none"> i) River Kiuru Riparian land demarcation and conservation & planting 10,000 No. tree seedlings (15Kms) both sides of the river inclusive of planning meeting. ii) Development and protection of 2No. Springs (Ka M'umunya and Ka Muthoni)-Design and BOQ development. iii) Report writing Physical and financial. <p>Tranche 2</p> <ul style="list-style-type: none"> i) Development and protection of 2No. Springs (Ka M'umunya and Ka Muthoni), ii) Report writing Physical and financial.
				2,041,600.00	1,247,600.00	438,000.00	0.00	<p>Activities completed and accounted at 99.9% as follows:</p> <ul style="list-style-type: none"> • Marking/pegging 15Kms on both sides of the river complete. • Tree planting along the pegged areas on both sides of the - 10,000 seedlings but WRUA achieved 15,000 seedlings based on savings with approximately 85% survival rate. • 2 No. spring designs (Ka M'umunya and Ka Muthoni) complete. • Fund Accountability statement and physical reports for tranche 1 activities submitted. <p>Community contribution not properly filed.</p> <ul style="list-style-type: none"> • Tranche 2 funds disbursed Ksh. 689,363.50. • Tranche 2 activities ongoing.
2.	Upper Thangatha WRUA	Level 2	Meru	4,116,763.00	846,050.00	591,600.00	0.00	<p>Tranche 1</p> <ul style="list-style-type: none"> i) Construction of 1No. Common Intake along Thangatha River (Design and BOQ development). ii) Establishment of 1No. Apiary- 60No. Langstroth hives. iii) Training on beekeeping iv) Report writing Physical and financial. <p>Tranche 2</p> <ul style="list-style-type: none"> i) Construction of 1No. Common Intake along Thangatha River.
				4,116,763.00	846,050.00	591,600.00	0.00	<p>Tranche 1 Activities completed as follows and accounted at 98.8%</p> <ul style="list-style-type: none"> • EIA on common intake has been undertaken. • 3 No apiaries established with 20 no beehives each. • These were issued to 3 community groups. • Training on bee keeping done for 2 days for 20 WRUA members. • Fund Accountability statement and physical reports for tranche 1 activities submitted • Community contribution not properly filled <p>Tranche 2 funds disbursed. Ksh. 3,193,590.00.</p>
3.	Luguso WRUA	Level 3	Meru	2,647,100.00	228,100.00	337,700.00	114,600.00	<p>Tranche 1</p> <ul style="list-style-type: none"> i) Wetland protection - Baisigiria swamp 88 acres 5000 indigenous tree seedlings. ii) Capacity building and Catchment conservation and exposure visit - 21 members 4 days. iii) Supervision, monitoring and Reporting. <p>Tranche 2</p> <ul style="list-style-type: none"> i) Wetland protection - Baisigiria swamp 88 acres 5000 indigenous tree seedlings. ii) Supervision, monitoring and Reporting.
				2,647,100.00	228,100.00	337,700.00	114,600.00	<p>Tranche 1 activities completed as follows and accounted at 99.8%</p> <ul style="list-style-type: none"> • Exposure visit to Ngusishi WRUA for 21 WRUA members- This was done for one day instead of two due to limited budget • Capacity building for 21 members for 2 days on Wetland protection and IWRM done. • Baisigiria wetland survey and mapping (88 acres) done- The survey report indicated that the wetland was 33 acres • 9 No. sensitization meetings on wetland protection done • Community contribution is Ksh. 114,600.00 which is 33.9% of the expected WRUA contribution. • Fund Accountability statement and physical reports for tranche 1 activities submitted <p>Tranche 2 funds disbursed, Ksh. 2,419,000.00</p>

No.	Project name	Category	County	Funding (Ksh)			WRUA support (Actual)	Completion Status
				WSTF	Disbursed (WSTF)	WRUA support (Contract)		
4.	Kiamuga Mutoroga WRUA	Level 3	Meru	2,508,560.00	225,600.00	313,500.00	0.00.	<p>Tranche 1 activities completed as follows and accounted at 100%</p> <ul style="list-style-type: none"> • 3No. awareness creation barazas one each for the 3 zones • Designs for 7No. Springs (Konjo, Kauno, Kathanje, Gacigi, Kabutu, Muuro Weiga) done. • Fund Accountability statement and physical reports for tranche 1 activities submitted <p>The community contribution not yet captured.</p>
				2,508,560.00	225,600.00	313,500.00	0.00.	
5.	Mariara WRUA	Level 3	Meru	5,793,856.00	274,800.00	736,100.00	0.00	<p>Tranche 1 activities completed and accounted at 91.2 % accounting as follows:</p> <ul style="list-style-type: none"> • 3No. sensitization meetings to create awareness on common intake in the upper, middle and lower zones. Common intake will be for 15 water projects in the middle zone. • EIA and Hydrological designs for the common intake undertaken. • Designs and BOQs for the Mariene common intake along Mariara River done. • Exchange visit to Nguishi WRUA for the 15 water projects done. • Fund Accountability statement and physical reports for tranche 1 activities submitted <p>Community contribution not properly recorded.</p>
				5,793,856.00	274,800.00	736,100.00	0.00	
6.	Tungu WRUA	Level 3	Tharaka Nithi	2,147,640.00	815,040.00	335,800.00	0.00	<p>Tranche 1 activities completed with accounting at 99.5%, as follows:</p> <ul style="list-style-type: none"> • Designs for 3 No. springs (kenywa, gachimbuga and kabugugu) complete. • Tree nursery established- 100,000 seedlings and construction of a potting shed done. • Fund Accountability statement and physical reports for tranche 1 activities submitted • Community contribution was not clearly recorded by the WRUA.
				2,147,640.00	815,040.00	335,800.00	0.00	

No.	Project name	Category	County	Funding (Ksh)			Completion Status
				WSTF	Disbursed (WSTF)	WRUA support (Contract)	
7.	Middle Muronga WRUA	Level 3	Tharaka Nithi	6,071,685.00	1,024,100.00	858,270.00	<p>Tranche 1</p> <p>i) Development and Protection of 7 No. Springs (spring designs) (Mbuci, Murimba, Marimba kanyoni, Gacingira, Kiborote, Rwara rwa Biura, Kanyengu).</p> <p>ii) Construction of one sand dam 15m Length, 5m wide, 1.5m high. (Sand dam designs)</p> <p>iii) Report writing (Physical and financial)</p> <p>Tranche 2</p> <p>i) Development and Protection of 7 No. Springs (Mbuci, Murimba, Marimba ka nyoni, Gacingira, Kiborote, Rwara rwa Biura, Kanyengu).</p> <p>ii) Construction of one sand dam 15m Length, 5m wide, 1.5m high..</p> <p>iii) Report writing (Physical and financial)"</p>
						0.00	<p>Tranche 1 achievements are as follows with no accounting submitted.</p> <ul style="list-style-type: none"> 7No. springs designs (Murimba, rwararwa buria, marimba ka nyoni Kanyengu, mbuci, Gachigira and Kibotore) done EIA for the sand dam done and reports available Community contribution not properly recorded. Pending submission of 1st tranche Fund accountability Statements and final progress reports <p>Awaiting 2nd disbursement upon accounting and reporting of tranche 1 activities, request for funds letter from the WRUA and contract extension letter-contract expired in Mid-March 2020.</p>
8.	Nithi WRUA	Level 3	Tharaka Nithi	2,181,300.00	208,700.00	0.00	<p>Tranche 1 Activities completed and accounted at 95% as follows:</p> <ul style="list-style-type: none"> Designs for the 2 No. springs and gabions done – 5 sites done. Community contribution not clearly computed in the WRUA community contribution Book Fund Accountability statement Physical reports for tranche 1 activities submitted to WSTF <p>Tranche 2 funds disbursed Ksh 1,804,669.00. Tranche 2 activities ongoing.</p>
							<p>Tranche 1 achievements are as follows with no accounting submitted;</p> <ul style="list-style-type: none"> Survey and mapping of the 3 springs and 2 wetlands- reports and maps available for the 5 sites Fencing of the 5 sites and installation of wooden gates for each site. Environmental Impact Assessment (EIAs) for the 3 springs- Reports available WRUA carried out part of the tranche 2 activities such as tree planting of 6,500 tree seedlings (1500 bamboo and 5,000 indigenous seedlings) due to favourable weather conditions despite not having received the 2nd tranche funds. <p><i>Community contribution not properly recorded.</i></p>
9.	Ruguti WRUA	Level 3	Tharaka Nithi	2,507,600.00	1,787,600.00	0.00	<p>Tranche 1</p> <p>i) Protection of 2 wetlands - Gakuyu and Gataugwa (fencing and tree planting)</p> <p>ii) Report Writing Physical and Financial.</p>
						497,200.00	<p>Tranche 1 achievements are as follows with no accounting submitted;</p> <ul style="list-style-type: none"> Survey and mapping of the 3 springs and 2 wetlands- reports and maps available for the 5 sites Fencing of the 5 sites and installation of wooden gates for each site. Environmental Impact Assessment (EIAs) for the 3 springs- Reports available WRUA carried out part of the tranche 2 activities such as tree planting of 6,500 tree seedlings (1500 bamboo and 5,000 indigenous seedlings) due to favourable weather conditions despite not having received the 2nd tranche funds. <p><i>Community contribution not properly recorded.</i></p>

No.	Project name	Category	County	Funding (Ksh)			WRUA support (Actual)	Scope of Funded Activities	Completion Status
				WSTF	Disbursed (WSTF)	WRUA support (Contract)			
10.	Lower Mathioya WRUA	Level 3	Murang'a	2,289,150.00	1,138,150.00	263,900.00	0.00	<p>Tranche 2</p> <p>i) Development and Protection of 6No. Springs (Cauwe spring, Kathenje spring, Kiathi spring, Kanguri spring, kanoc,karnai). Report writing; physical and financial"</p> <p>Tranche 1</p> <p>i) Designs for protection of 3 springs (Kiramba, Kambwe and Wanjanju), ii) Establishment of an Apiary - 60No. Langstroth hives. Seedling production - 20,000 seedling iii) Capacity building/training on IWRM for WRUA members for 2 days 21 members. iv) Report writing (Physical and financial).</p>	Tranche 2 funds disbursed K.sh. 720,000.00. Tranche 2 activities ongoing
								<p>Tranche 1 activities achievements are as follows with accounting at 45.55%</p> <ul style="list-style-type: none"> • Purchase and installation of 60 Beehives at, 5 hives have so far been colonized. • 3 Spring designs done (Kiramba, Kambwe and Wanjanju) • Training on bee keeping undertaken with 18 WRUA members getting trained (9 males and 9 females). • Training on Integrated Water Resources Management (IWRM) undertaken for 2 days. 31 WRUA members trained • Training on nursery establishment undertaken for 2 days. 17 WRUA members trained (9 females and 8 males) • Community contribution not yet captured in the WRUA records. • Pending accounting of 54.5% of the tranche 1 funds disbursement and submission of the final progress report. 	
11.	Thika Muri Kaliala WRUA	Level 2	Murang'a	1,374,300.00	617,300.00	363,400.00	10,000.00	<p>Tranche 2</p> <p>i) Development and protection of 3No springs (Kiramba, Kambwe and Wanjanju), ii) Report writing(physical and financial)</p> <p>Tranche 1</p> <p>i) Development and protection of 2No springs (Kibwana and Kasarani) ii) Seedling production - 20,000 seedlings, iii) Report writing Physical and financial.</p>	<p>Awaiting 2nd disbursement upon accounting and reporting on pending tranche 1 activities, request for funds letter from the WRUA and contract extension letter- contract expired in Mid-March 2020.</p> <p>Tranche 1 activities achievements are as follows with accounting at 5.1%</p> <ul style="list-style-type: none"> • Training on nursery establishment undertaken. • Public sensitization meeting on nursery establishment held. • Procurement of materials for actual nursery establishment, nursery bed preparation and mapping out for various tree seedlings species including indigenous and fruit trees undertaken. • The community contribution attained up to date is Ksh. 10,000.00 derived from cash in kind towards nursery establishment activities. This amounts to 2.75% of the tranche 1 community contribution committed. • Pending accounting of 94.9 % of tranche 1 funds disbursed and submission of final progress report.
								<p>Tranche 2</p> <p>i) Development and protection of 2No springs (Kibwana and Kasarani) ii) Report writing Physical and financial.</p>	<p>Awaiting 2nd disbursement upon accounting and reporting on pending tranche 1 activities, request for funds letter from the WRUA and contract extension letter- contract expired in Mid-March 2020.</p>

No.	Project name	Category	County	Funding (Ksh)			WRUA support (Actual)	Completion Status
				WSTF	Disbursed (WSTF)	WRUA support (Contract)		
12.	Saba WRUA	Level 3	Murang'a		699,700.00	352,900.00	49,250.00	<p>Tranche 1</p> <ul style="list-style-type: none"> i) Development and protection of 6No. Springs (Gatunguru, Nyagitebe, Wangari, Kiamururu, Gakanga, and Wondurwerumi) (spring designs). ii) Seedling production - 20,000 seedlings, iii) Report writing Physical and financial. <p>Tranche 2</p> <ul style="list-style-type: none"> i) Development and protection of 6No. Springs (Gatunguru, Nyagitebe, Wangari, Kiamururu, Gakanga, Wondurwerumi) ii) Report writing: physical and financial¹ <p>Tranche 1 activities achievements are as follows with accounting at 85.99 %:</p> <ul style="list-style-type: none"> • Training on tree nursery establishment for 2 days where 15 WRUA members were trained). • Tree nursery establishment (20,000 seedlings) done • Community contribution not yet captured • Pending accounting of 14.01% of tranche 1 funds disbursed and submission of final progress report. <p>Tranche 2 funds disbursed K.sh. 1,774,310.00. Tranche 2 activities ongoing</p>
					2,389,380.00			
13.	Kiama WRUA	Level 3	Murang'a	3,698,400.00	724,400.00	412,600.00	0.00	<p>Tranche 1</p> <ul style="list-style-type: none"> i) Development and protection of 7No. Spring designs (Gachonde, Gathanji, Gituamba, Mbakini, Nyangemi, Giachuki, and Kiriani). ii) Seedling production - 20,000 iii) Report writing Physical and financial <p>Tranche 2</p> <ul style="list-style-type: none"> i) Development and protection of 7No. Springs (Gachonde, Gathanji, Gituamba, Mbakini, Nyangemi, Giachuki, Kiriani) ii) Report writing(physical and financial) <p>Tranche 1 activities achievements are as follows with accounting at 88.59 %:</p> <ul style="list-style-type: none"> • Kiruri Water pan design completed and submitted to WSTF, the designs were reviewed and approved. • Community contribution that had been attained was K.sh. 80,600.00 drawn from attendance public barazas, training on fish farming where members forfeited lunch. • Pending accounting of 11.41 % of tranche 1 funds disbursed and submission of final progress report. <p>Tranche 2 funds disbursed K.sh. 2,446,710.00. Tranche 2 activities ongoing.</p>
					3,698,400.00			
14.	Kayahwe WRUA	Level 3	Murang'a	5,849,700.00	1,267,700.00	627,600.00	80,600.00	<p>Tranche 1</p> <ul style="list-style-type: none"> i) Rehabilitation and desilting of 1No. 10,000 M3 Water pan (Kiruri dam)- Designs. ii) Establishment of 2 No ponds for Tilapia farming - 2800 fingerlings. Report writing (Physical and financial) <p>Tranche 2</p> <ul style="list-style-type: none"> i) Rehabilitation and desilting of 1No. 10,000 M3 Water pan (Kiruri dam) ii) Report writing physical and financial. <p>Tranche 1 activities achievements are as follows with accounting at 88.59 %:</p> <ul style="list-style-type: none"> • Kiruri Water pan design completed and submitted to WSTF, the designs were reviewed and approved. • Community contribution that had been attained was K.sh. 80,600.00 drawn from attendance public barazas, training on fish farming where members forfeited lunch. • Pending accounting of 11.41 % of tranche 1 funds disbursed and submission of final progress report. <p>Tranche 2 funds disbursed K.sh. 6,165,210.00 Tranche 2 activities ongoing.</p>
					5,849,700.00			

No.	Project name	Category	County	Funding (Ksh)			WRUA support (Actual)	Scope of Funded Activities	Completion Status
				WSTF	Disbursed (WSTF)	WRUA support (Contract)			
15.	Rwarai WRUA	Level 2	Murang'a /Nyeri	1,768,300.00	841,060.00	236,400.00	<p>Tranche 1</p> <ul style="list-style-type: none"> i) Development and protection of 3No.spring designs (Kainangone, Kiwaiganjo Kamutukia). ii) Seedling production - 20,000No. Seedlings. iii) Capacity building on role of WRUA in IWRM 40 WRUA members for 3 days. iv) Report writing physical and financial. <p>Tranche 2</p> <ul style="list-style-type: none"> i) Development and protection of 3No.springs (Kainangone, Kiwaiganjo, Kamutukia ii) Report writing; physical and financial 	<p>Tranche 1 activities achievements are as follows with accounting at 92.03 %</p> <ul style="list-style-type: none"> • Training on Integrated Water Resources Management (IWRM) for 3 days done with 40 WRUA members benefiting. • Training on nursery establishment done for 2 days with 15 WRUA members (4 females and 11 males). • Community contribution of Ksh 59,000.00 which is 39.73.7% of the target. • Pending accounting of 7.97% of tranche 1 funds disbursed and submission of final progress report. <p>Tranche 2 funds disbursed Ksh. 1,666,820.00. Tranche 2 activities ongoing.</p>	
				2,483,460.00	2,039,500.00	406,200.00	<p>Tranche 1</p> <ul style="list-style-type: none"> i) Mark, peg and plant 12,000 No. indigenous seedlings along 30 km of Ndera tributaries, ii) Establishment of 1No. Fish pond 1,400 Tilapia fingerlings, capacity building/training on IWRM for 21 members for 3 days. iii) Report writing (Physical and financial) <p>Tranche 2</p> <ul style="list-style-type: none"> i) Seedling production-20,000 seedlings, ii)report writing; both physical and financial 	<p>Tranche 1 activities achievements are as follows with accounting at 53.87 %</p> <ul style="list-style-type: none"> • Marking and pegging of 30 Kilometers was undertaken 15 Kilometers each side and planting of 12,000 seedlings. • Training on Integrated Water Resources Management was undertaken where by 26 persons were trained (16 males and 10 females). • Community contribution of K.sh 300,850.00 which is 94.29% • Pending accounting of 46.13% of tranche 1 funds disbursed and submission of final progress report. <p>Tranche 2 funds disbursed Ksh. 443,960.00. Tranche 2 activities ongoing.</p>	
16.	Ndera WRUA	Level 2	Murang'a	2,120,800.00	712,400.00	227,900.00	<p>Tranche 1</p> <ul style="list-style-type: none"> i) Development and protection of 3No springs (Mutoigo, Rithoini and Gachie). ii) Seedling production - 20,000No. Indigenous Seedlings iii) Capacity Building 21No. WRUA members on IWRM. Report writing (Physical and financial) <p>Tranche 2</p> <ul style="list-style-type: none"> i) Development and protection of 3No springs (Mutoigo, Rithoini and Gachie). ii) Report writing (Physical and financial) 	<p>Tranche 1 activities achievements are as follows with accounting at 94.29 %</p> <ul style="list-style-type: none"> • Training on Integrated Water Resources Management (IWRM) for 29 WRUA members benefiting (11 females and 18 males). • Designs for springs done completed. • Training on tree nursery establishment for 2 days benefiting 17 WRUA members (9 Males and 8 females). • Installation of nursery tank done. • Community contribution not recorded in the community diary. • Pending accounting of 5.71% of tranche 1 funds disbursed and submission of final progress report. <p>Tranche 2 funds disbursed Ksh. 1,303,980.00. Tranche 2 activities ongoing.</p>	
				2,483,460.00	2,039,500.00	406,200.00	<p>Tranche 1</p> <ul style="list-style-type: none"> i) Development and protection of 3No springs (Mutoigo, Rithoini and Gachie). ii) Seedling production - 20,000No. Indigenous Seedlings iii) Capacity Building 21No. WRUA members on IWRM. Report writing (Physical and financial) <p>Tranche 2</p> <ul style="list-style-type: none"> i) Development and protection of 3No springs (Mutoigo, Rithoini and Gachie). ii) Report writing (Physical and financial) 	<p>Tranche 1 activities achievements are as follows with accounting at 94.29 %</p> <ul style="list-style-type: none"> • Training on Integrated Water Resources Management (IWRM) for 29 WRUA members benefiting (11 females and 18 males). • Designs for springs done completed. • Training on tree nursery establishment for 2 days benefiting 17 WRUA members (9 Males and 8 females). • Installation of nursery tank done. • Community contribution not recorded in the community diary. • Pending accounting of 5.71% of tranche 1 funds disbursed and submission of final progress report. <p>Tranche 2 funds disbursed Ksh. 1,303,980.00. Tranche 2 activities ongoing.</p>	
17.	Kagumo WRUA	Level 2	Nyeri	2,120,800.00	712,400.00	227,900.00	<p>Tranche 1</p> <ul style="list-style-type: none"> i) Development and protection of 3No springs (Mutoigo, Rithoini and Gachie). ii) Seedling production - 20,000No. Indigenous Seedlings iii) Capacity Building 21No. WRUA members on IWRM. Report writing (Physical and financial) <p>Tranche 2</p> <ul style="list-style-type: none"> i) Development and protection of 3No springs (Mutoigo, Rithoini and Gachie). ii) Report writing (Physical and financial) 	<p>Tranche 1 activities achievements are as follows with accounting at 94.29 %</p> <ul style="list-style-type: none"> • Training on Integrated Water Resources Management (IWRM) for 29 WRUA members benefiting (11 females and 18 males). • Designs for springs done completed. • Training on tree nursery establishment for 2 days benefiting 17 WRUA members (9 Males and 8 females). • Installation of nursery tank done. • Community contribution not recorded in the community diary. • Pending accounting of 5.71% of tranche 1 funds disbursed and submission of final progress report. <p>Tranche 2 funds disbursed Ksh. 1,303,980.00. Tranche 2 activities ongoing.</p>	

No.	Project name	Category	County	Funding (Ksh)			WRUA support (Actual)	Scope of Funded Activities	Completion Status
				WSTF	Disbursed (WSTF)	WRUA support (Contract)			
18.	Gura WRUA	Level 3	Nyeri	3,539,400.00	1,819,200.00	457,400.00	<p>Tranche 1</p> <p>i) Development and protection of 4No. Springs –spring designs (Kiandondo, Kagunyo, Maruguya kanyiri and Kagani).</p> <p>ii) Establishment of 2No. Apiaries - 60No. Langstroth hives.</p> <p>iii) Seedling production - 20,000No. Indigenous Seedlings.</p> <p>iv) Planning meeting and procurement.</p> <p>v) Report writing (Physical and financial)</p>	<p>Tranche 1 activities achievements are as follows with accounting at 97.71 %.</p> <ul style="list-style-type: none"> • Training on bee keeping for 3 days done with 28 WRUA members (10 females and 28 males). • Training on nursery establishment done for 2 days with 15 WRUA members (5 females and 10 males). • Procurement and establishment of 120 beehives- apiary at Zuti Othaya • Designs report and drawings done • Community contribution of Ksh 181,000.00 which is 38.07% of the target. • Pending accounting of 2.29% of tranche 1 funds disbursed and submission of final progress report. 	
							<p>Tranche 2</p> <p>i) Development and protection of 4No. Springs (Kiandondo, Kagunyo, Maruguya and Kagani).</p> <p>ii) Report writing (Physical and financial)</p>	<p>Tranche 2 funds disbursed K.sh. 2,011,990.00.</p> <p>Tranche 2 activities ongoing.</p>	
19.	Upper Gura	Level 2	Nyeri	1,82,250.00	779,200.00	710,250.00	<p>Tranche 1</p> <p>i) Marking and pegging of riparian land and Planting of 2000 Indigenous trees for 3.5km and 2.5km of 1000 bamboo tree seedlings on both sides of the river.</p> <p>ii) Development and protection of 1No.spring (Gachirichin)</p> <p>iii) Capacity building WRUA on IWRM and conflict management - 21 members 2 days</p> <p>iv) Report writing (Physical and financial)</p> <p>v) Capacity building WRUA on IWRM and conflict management - 21 members 2 days</p> <p>vi) Report writing (Physical and financial)</p>	<p>Tranche 1 activities achievements are as follows with accounting at 94.88%</p> <ul style="list-style-type: none"> • Training on Integrated Water Resources Management (IWRM) for 2 days done with 35 WRUA members (10 females and 25 males). • Designs for springs done and finalized. • Riparian pegging and marking 40 Kilometres done with 20 Kilometers each side. • Community contribution of not well captured. The records have mixed funded activities and WRUA contributions. • Pending accounting of 5.12% of tranche 1 funds disbursed and submission of final progress report. 	
							<p>Tranche 2</p> <p>i) Establishment of 3No. Fish ponds (1400 Tilapia fingerlings each)</p> <p>ii) Marking and pegging of riparian land and Planting of 2000 Indigenous trees for 3.5km and 2.5km of 1000 bamboo tree seedlings on both sides of the river.</p> <p>iii) Development and protection of 1No.spring (Gachirichin)</p>	<p>Tranche 2 funds disbursed K.sh. 2,817,150.00. Tranche 2 activities ongoing.</p>	

No.	Project name	Category	County	Funding (Ksh)			WRUA support (Actual)	Scope of Funded Activities	Completion Status
				WSTF	Disbursed (WSTF)	WRUA support (Contract)			
20.	Lower Nyamindi WRUA	Level 2	Kirinyaga	3,285,700.00	1,104,200.00	153,000.00	452,000.00	<p>Tranche 1</p> <ul style="list-style-type: none"> i) Marking and pegging of riparian land for 25 km ii) Training of 32 WRUA members for 3 days in IWRM, conflict prevention and resolution skills, Governance. iii) Planning and procurement, report writing physical and financial 	<p>Tranche 1 activities achievements are as follows with accounting at 97.01 %</p> <ul style="list-style-type: none"> • Training on Conflict Management, Procurement, Finance, IWRM and Group Dynamics was undertaken for 32 members for 3 days. • 3 no. Sensitization meetings on riparian land protection done. • Marking and pegging of riparian land was done for 25 km along Kai, Gatundu and Upper Nyamindi Rivers. Planting of 15,000 trees has not yet been done due to unfavourable climatic conditions. The WRUA requested for rescheduling of activities from planting trees to Installation of controlling and measuring devices to 5No. Self-help groups (6' raw water master meters done • Community contribution captured. • Pending accounting of 2.98% of tranche 1 funds disbursed and submission of final progress report.
								<p>Tranche 2</p> <ul style="list-style-type: none"> i) Installation of controlling and measuring devices to 5No. Self-help groups' intakes 6" raw water master meters. ii) Carrying out abstraction survey, Riparian land conservation - tree planting on marked areas - 15,000No. Indigenous tree seedlings for 25 Km. iv) Planning and procurement v) Report writing, physical and financial¹ 	
21.	Kiwe WRUA	Level 3	Kirinyaga	2,928,140.00	1,179,240.00	908,100.00	0.00	<p>Tranche 1</p> <ul style="list-style-type: none"> i) Establishment of 1 No. bamboo nurseries 10,000 seedling and installation of green house ii) Flood management - Construction of 5 gabions (Kirima, Gatondo, Mutitu, Ngaru, Kiarugu)(designs and BoQ). iii) Report writing, physical and financial 	<p>Tranche 1 activities achievements are as follows with accounting at 20.79 %</p> <ul style="list-style-type: none"> • Capacity building of 28 WRUA members on bamboo propagation and nursery establishment was done • Greenhouse was established. Tank was installed, seed bed and potting shed put up and fencing was done. The activity of greenhouse establishment was contracted as a whole due to the limited budget. • Community contribution not yet captured. • Pending accounting of 79.21% of tranche 1 funds disbursed and submission of final progress report.
								<p>Tranche 2</p> <ul style="list-style-type: none"> i) Flood management - Construction of 5 gabions (Kirima, Gatondo, Mutitu, Ngaru and Kiarugu). ii) Abstraction survey, Report writing, physical and financial iii) Report writing, physical and financial 	

No.	Project name	Category	County	Funding (Ksh)			WRUA support (Actual)	WRUA support (Contract)	Scope of Funded Activities	Completion Status
				WSTF	Disbursed (WSTF)	WRUA support (Contract)				
22.	Imbogo WRUA	Level 2	Embu	3,203,000.00	1,785,900.00	417,650.00	0.00	<p>Tranche 1</p> <p>i) Planning and procurement meeting ii) Mark, peg and plant 15,000 indigenous tree seedlings and 1300No. Bamboo along 25km of Ena and Imbogo river riparian_ both sides of the river, iii) Restoration of Gakurungu spring (designs) iv) Capacity build 36 WRUA members and stakeholders on Governance and IWRM for 3 days. v) Report writing (Physical and financial).</p> <p>Tranche 2</p> <p>Carry out an abstraction and pollution survey in Imbogo Sub-catchment Restoration and Protection of Gakurungu Spring. Report writing(physical and financial)</p>	<p>Tranche 1 activities achievements are as follows with accounting at 46.0 %</p> <ul style="list-style-type: none"> • Training on Conflict Management, Procurement, Finance, and IWRM and group dynamics was undertaken for 31 members for 3 days. • 3 no. Sensitization meetings on riparian land protection took place. • Marking and pegging of riparian land was done for 29 km, planting of trees has not yet been done due to unfavorable climatic conditions. The WRUA requested to reschedule activities from planting trees to abstraction and pollution survey. • Abstraction and pollution completed. • Design of spring was done and the contractor was paid. • Community contribution not yet captured. • Pending accounting of 54.00 % of tranche 1 funds disbursed and submission of final progress report. <p>Tranche 2 funds disbursed Kshs. 1,558,605.00. Tranche 2 activities ongoing.</p>	
23.	Lower Ena WRUA	Level 2	Embu	1,875,500.00	1,404,400.00	336,950.00	152,300.00	<p>Tranche 1</p> <p>i) Planning and procurement meeting ii) 35km Riparian marking, pegging and tree planting of 14,000 No. indigenous seedlings on both sides of the river, iii) Protection of Gatituri-Riandu spring (spring design) iv) Carry out capacity building for the WRUA on IWRM, Governance, Conflict management and policies 32 WRUA members for 3 days. v) Report writing (Physical and financial)</p> <p>Tranche 2</p> <p>Planning and procurement meeting Protection of Gatituri- Riandu Spring Report writing(physical and financial)</p>	<p>Tranche 1 activities achievements are as follows with accounting at 89.28 %</p> <ul style="list-style-type: none"> • Pegging and marking of 35 km of riparian land was done for 10 days • Capacity building of 35 WRUA members was done .Topics covered included leadership, Procurement Management, Conflict resolution, book keeping and IWRM. • Design of Gatituri spring was done and approved by WRA. • Protection of Gatituri Spring was ongoing. • Community contribution captured amounting to 45.2% of the committed amount. • Pending accounting of 10.71 % of tranche 1 funds disbursed and submission of final progress report. <p>Tranche 2 funds disbursed Ksh. 471,100.00. Tranche 2 activities ongoing</p> <p>Tranche 1 activities achievements are as follows with accounting at 53.21%</p> <ul style="list-style-type: none"> • Training on Conflict Management, Procurement, Finance, IWRM and Group Dynamics undertaken for 32 members for 3 days • 3 no. Sensitization meetings on riparian land protection took place. • Marking and pegging of riparian land done for 25 km, planting of trees has not yet been done due to unfavorable climatic conditions. The WRUA requested to reschedule activities from planting trees to abstraction and pollution survey. • Abstraction survey had been done but the report has not yet been compiled. 	
24.	Upper Ena WRUA	Level 2	Embu	2,633,500.00	1,559,900.00	420,950.00	0.00	<p>Tranche 1</p> <p>i) Planning meeting ii) Mark, peg and plant 15,000 tree seedlings along of Kirurumwe river riparian-25Km_ both sides of the river. iii) Capacity build 36 WRUA members and stakeholders on Governance and IWRM for 3 days. iv) Report writing Physical and Financial.</p>	<p>Tranche 1 activities achievements are as follows with accounting at 53.21%</p> <ul style="list-style-type: none"> • Training on Conflict Management, Procurement, Finance, IWRM and Group Dynamics undertaken for 32 members for 3 days • 3 no. Sensitization meetings on riparian land protection took place. • Marking and pegging of riparian land done for 25 km, planting of trees has not yet been done due to unfavorable climatic conditions. The WRUA requested to reschedule activities from planting trees to abstraction and pollution survey. • Abstraction survey had been done but the report has not yet been compiled. 	

No.	Project name	Category	County	Funding (Ksh)				Completion Status
				WSTF	Disbursed (WSTF)	WRUA support (Contract)	WRUA support (Actual)	
								<ul style="list-style-type: none"> • Pollution survey to be done after rains subside. • Community contribution not yet captured • Pending accounting of 46.79 % of tranche 1 funds disbursed and submission of final progress report.
								<p>Tranche 2 Carry out an abstraction and pollution survey in Upper Ena Sub-catchment Report writing physical and financial</p> <p>Tranche 1 i) Planning and procurement. ii) Construction of Gangara water pan (10,000 m3) (Designs) iii) Seedling production - 10,000 bamboo. iv) Report writing Physical and financial.</p> <p>Tranche 1 activities achievements are as follows with accounting at 63.56 %</p> <ul style="list-style-type: none"> • Capacity building of 23 WRUA members on bamboo propagation and nursery establishment was done for 5 days by KFS. • Greenhouse was established. The activity of greenhouse establishment was contracted as a whole due to the limited budget. • Design of the water pan was done and the report was available but had to be reviewed after it not being acceptable. • Community contribution not yet captured. • Pending accounting of 36.44 % of tranche 1 funds disbursed and submission of final progress report.
25.	Gangara WRUA	Level 3	Embu	6,468,740.00	1,547,940.00	818,300.00	0.00	<p>Tranche 2 i) Construction of Gangara water pan (10,000 m3). ii) Report writing Physical and financial.</p> <p>Tranche 1 i) Planning and Procurement ii) Construction of INo. sand dam (Gitumi) 16m Length, 5m wide, 1.5m high (designs) iii) Protection of 2No. Springs Kwa Ndamarwa and Kiangui springs. iv) Report Writing Physical and Financial.</p> <p>Tranche 2 funds disbursed K.sh. 6,268,780.00. Tranche 2 activities ongoing.</p>
26.	Middle Thura (Mid Thura) WRUA	Level 3	Embu	2,973,960.00	860,660.00	858,270.00	0.00	<p>Tranche 1 i) Planning meeting on spring protection was done, 47 people attended. However, later on the springs namely Kwa Ndamarwa and Kiangui dried up and WRA advised the WRUA to change scope from protection of springs to rehabilitation of a sand dam. WSTF is yet to receive the request. ii) Design of Gitumi sand dam was done but required review iii) Community contribution not yet captured iv) Pending accounting of 89.28 % of tranche 1 funds disbursed and submission of final progress report.</p> <p>Tranche 1 activities achievements are as follows with accounting at 10.72 %</p> <ul style="list-style-type: none"> • Sensitization meeting on spring protection was done, 47 people attended. However, later on the springs namely Kwa Ndamarwa and Kiangui dried up and WRA advised the WRUA to change scope from protection of springs to rehabilitation of a sand dam. WSTF is yet to receive the request. • Design of Gitumi sand dam was done but required review • Community contribution not yet captured • Pending accounting of 89.28 % of tranche 1 funds disbursed and submission of final progress report. <p>Tranche 2 funds disbursed K.sh. 6,268,780.00. Tranche 2 activities ongoing.</p>
								<p>Tranche 2 Planning meeting, construction of INo. sand dam (Gitumi) 16m Length, 5m wide, 1.5m high and Report writing, physical and financial</p> <p>Tranche 2 funds disbursed K.sh. 6,268,780.00. Tranche 2 activities ongoing.</p>

No.	Project name	Category	County	Funding (Ksh)			WRUA support (Actual)	Scope of Funded Activities	Completion Status
				WSTF	Disbursed (WSTF)	WRUA support (Contract)			
27.	Ragati WRUA	Level 3	Nyeri	4,553,013.00	895,300.00	862,000	237,500	<p>Tranche 1 and 2 Construction of a common intake within Ragati sub catchment. Construction of Fish farming pond capacity 1400No. Tilapia fingerlings. Report writing (financial and physical)</p>	<p>Tranche 1 activities achievements are as follows with accounting at 25.75 %</p> <ul style="list-style-type: none"> Signing of agreements with the respective water projects (11 No.) was done Hydrological survey was done Trenching of 3 no. small ponds was done instead of 1 no. large pond. Training of 18 WRUA members on fish farming was done for 2 days Community contribution captured amounting to 27.6% Pending accounting of 74.25 % of tranche 1 funds disbursed and submission of final progress report. <p>Tranche 2 funds disbursed Ksh. 10,342,067.00.</p> <p>Tranche 2 activities ongoing.</p> <p>Tranche 1 activities achievements are as follows with accounting at 19.11 %</p> <ul style="list-style-type: none"> Capacity building of 22 WRUA members on bamboo propagation and nursery establishment was done for 5 days Greenhouse was established. The activity of greenhouse establishment was contracted as a whole due to the limited budget. Slab for the tank done, seed bed was put up, potting shed was done and fencing was ongoing. Design of the 6 no. springs was done and the reports were available. Community contribution not yet recorded Pending accounting of 80.89 % of tranche 1 funds disbursed and submission of final progress report.
28.	Upper Thiba	Level 3	Kirinyaga	4,079,940.00	1,659,340.00	485,500.00	0.00	<p>Tranche 1</p> <ol style="list-style-type: none"> Development and Protection of (6No. Springs (designs) (Gatwe, Kathanje, Kiathi, Kanguri, Kanoe and Kamai). Establishment of 1No. Bamboo tree nurseries (10,000 seedlings) Planning and procurement Report writing; physical and financial <p>Tranche 2</p> <ol style="list-style-type: none"> Development and Protection of 6. Springs (Gatwe springs, Kathanje spring, Kiathi spring, Kanguri spring, kanoe spring, kamai spring). Report writing; physical and financial. 	<p>Tranche 2 funds disbursed Ksh. 3,346,230.00. Tranche 2 activities ongoing.</p>
29.	Kirwara	Level 3	Kirinyaga	1,437,940.00	1,372,340.00	193,500.00	351,500.00	<p>Tranche 1 Bamboo production 10,000No. Seedlings Planning meeting and procurement Report writing (physical and financial)</p>	<p>Tranche 1 activities achievements are as follows with accounting at 15.52 %</p> <ul style="list-style-type: none"> Capacity building of 21 WRUA members on bamboo propagation and nursery establishment was done for 5 days Greenhouse was established. Tank base was constructed, seed bed and potting shed were put up, and fencing was done. The activity of greenhouse establishment was contracted as a whole due to the limited budget. Community contribution captured Pending accounting of 84.47% of tranche 1 funds disbursed and submission of final progress report <p>Tranche 2 activities ongoing.</p>
								<p>Awaiting 2nd disbursement upon accounting and reporting on pending tranche 1 activities, request for funds letter from the WRUA and contract extension letter- contract expired in Mid-March 2020.</p>	

PROJECTS IMPLEMENTATION STATUS – IFAD COMMUNITY FOREST ASSOCIATIONS PROJECTS CALL 3 BATCH I

No	Project name	Category	County	WSTF commitment (Ksh)	Disbursed funds – Ksh	Balance Ksh	CFA support contract – Ksh	CFA support Actual – Ksh.	Scope of Funded Activities	Completion Status
1	Kathandeni (South East Mount Kenya Forest Ngarama Association CFA	Level 3	Kirinyaga	2,713,800.00	1,312,600.00	1,401,200	770,000.00	0.00	<p>1st Disbursement</p> <ul style="list-style-type: none"> i) Agroforestry support-nature base livelihoods; •Purchase and planting 3,000 Avocado seedlings •Purchase and planting 2,000 fodder seedlings. ii)Maintenance of previously planted areas 10 Ha. iii)Report writing- physical and financial <p>2nd Disbursement</p> <ul style="list-style-type: none"> i) Community forest protection scout training of 20No. Scouts for 21 days. ii) Seedling production 10,000 No bamboo seedlings iii) Report writing physical and financial. 	<p>Completed 1st tranche activities. 2nd tranche activities ongoing</p> <ul style="list-style-type: none"> i)Accounted for 48.00% of total funds disbursed. ii)Procurement of 3,000 Avocado for agroforestry, distributed to farmers and planted. iii)3,334 fodder seedlings distributed to farmers iv)Maintenance of previously planted area of 10 hectares done with 10,000 seedlings planted, spot weeding done and creper cutting completed. v)Additional 3Ha done as community contribution vi)Fund accountability statement and physical report for tranche 2 activities pending. vii)Pending accounting of 52.00% of total funds disbursed. viii)Community contribution not yet captured.
2	Kangaita CFA	Level 3	Kirinyaga	4,753,309.00	3,366,800.00	1,386,509.00	750,000.00	0.00	<p>1st Disbursement</p> <ul style="list-style-type: none"> i) Seedling production and agroforestry; 2,000 grafted tree tomato seedlings, 1,000 Hass avocados and 1,000 yellow passion. ii) Bamboo seedling production 10,000 iii) Agroforestry support - nature base livelihoods 900No. Macadamia seedlings iv) Planting 20 Ha with 1,000 bamboo seedlings v) Physical and financial report writing <p>2nd Disbursement</p> <ul style="list-style-type: none"> i) Maintenance of previously planted areas 	<p>Completed 1st tranche activities. 2nd tranche activities ongoing</p> <ul style="list-style-type: none"> i) Accounted for 70.81% of total disbursed funds. ii) Seedling production and agroforestry; 2,000 grafted tree tomato seedlings, 1,000 Hass avocados and 1,000 yellow passion in green house done iii) Bamboo seedlings production (10,000 seedlings) undertaken. iv) Agroforestry support - nature base livelihoods, 900No. Macadamia seedlings distributed to

										farmers v) Planting 20 Ha with 1,000 bamboo seedlings done iv) Financial report submitted v) Community contribution not yet recorded vi) Contract extension request approved by WSTF vii) Pending accounting of 29.19% of total funds disbursed & Physical activities reports for tranche 2
										10 Ha, ii) Community scout training of 10 scouts for 21 No. day iii) Conservation of shrine iv) Report writing Physical and Financial
										1st Disbursement i) Agroforestry support - 8000No. Avocado seedlings. ii) 1No. Green house and 10,000No. Bamboo seedlings production. iii) Capacity building - 45No. CFA members on bamboo propagation. iv) Report writing physical and financial
										2nd Disbursement i) Capacity building 20No. community scouts ii) Report writing physical and financial
										953,200.00 0.00
										817,000.00
										2,691,000.00
										3,508,000
										Kirinyaga
										Level 3
										Njuikini West CFA
3										
										1st Disbursement i) Bamboo seedlings production 10,000 No. and greenhouse construction. ii) Maintenance of previously planted areas 10Ha.
										0
										585,000.00
										1,302,600.00
										1,887,600.00
										Kirinyaga
										Level 3
										Castle CFA
4										

5	Wanjerere CFA	Level 2	Murang'a	1,190,000.00	1,170,000	20,000.00	364,000	0.00	<p>iii) Report writing physical and financial</p> <p>2nd Disbursement</p> <p>i) Livelihood activity; planting of 8000 tree tomato fruits.</p> <p>ii) Report writing physical and financial</p>	<p>done.</p> <p>ii) Maintenance of previously planted areas 20Ha done. 10 Ha 10,000 seedlings by WSTF Funds and 10 Ha by community contribution (spot weeding, creeper cuttings, pitting, planting)</p> <p>iv) Final Fund</p> <p>Accountability statement and report for tranche 2 activities submitted.</p> <p>v) Community contribution not yet captured.</p>
									<p>1st Disbursement</p> <p>i) Seedling production- 100,000 seedlings, planning meeting/ sensitization and</p> <p>ii) Training on production establishment 15 No. members for 2 No. days.</p> <p>iii) Report writing (physical and financial)</p> <p>2nd Disbursement</p> <p>i) Report writing (Physical and financial)</p>	<p>Completed 1st & 2nd tranche activities.</p> <p>i) Training on tree nursery establishment done for 15 members for 2 days.</p> <p>ii) The establishment of a tree nursery to hold 100,000 completed.</p> <p>iii) Community contribution not yet captured</p> <p>iv) Fund Accountability statement and physical reports for tranche 2 activities submitted to WSTF.</p>
6	New Njukiri Mungano CFA	Level 3	Embu	3,197,015.00	2,323,315.00	873,700.00	692,740.00	0.00	<p>1st Disbursement</p> <p>i) Seedling production with 150,000 No. indigenous Seedlings.</p> <p>ii) Maintenance of previously planted areas 20Ha.</p> <p>iii) Report writing (Physical and financial)</p> <p>2nd Disbursement</p> <p>i) Bee keeping 50 No hives</p> <p>ii) Community forest protection scout training of 6 members for 21 days</p> <p>iii) Report writing physical and financial</p>	<p>Completed 1st & 2nd tranche activities</p> <p>i) The nursery establishment has been completed with 150,000 seedlings.</p> <p>ii) Spring protection is completed.</p> <p>iii) Potting shed construction completed with 1 no. tank 10 m3 in place</p> <p>iv) Maintenance of previously planted areas 20Ha done with 20,000 seedlings</p> <p>v) Report writing of physical and financial progress done.</p> <p>vi) Bee keeping 50 hives installed.</p> <p>vii) Community forest protection- 6 No. scouts trained for 21 days.</p> <p>viii) Utilization of savings</p>

7	MEFECAP CFA	Level 3	Meru	3,267,700.00	2,544,000	723,700.00	1,216,000.00	0.00	<p>1st Disbursement</p> <ul style="list-style-type: none"> i) Maintenance of previously planted areas of 20 Ha. ii) Capacity building of 15No. scouts. iii) Training on tree nursery establishment for 45 CFA members for 4 days iv) Nursery establishment for 100,000No seedlings v) Nature trail 2Km. vi) Report writing (Physical and financial) <p>2nd Disbursement (not disbursed)</p> <ul style="list-style-type: none"> i) Ecotourism - Camp site development. ii) Report writing physical and financial 	<p>by CFA approved by WSTF towards seedlings production.</p> <ul style="list-style-type: none"> ix) Fund Accountability statement and physical reports for tranche 2 activities submitted to WSTF. <p>Completed 1st tranche activities, 2nd tranche activities on going.</p> <ul style="list-style-type: none"> i) Accounted for 52.29% of total funds disbursed. ii) Maintenance of previously planted areas 20 Ha, 20,000 seedlings. iii) Capacity building - 30No. scouts training for 21 days, iv) Training on tree nursery establishment for 45 CFA members for 4 days done v) 130,000 seedlings production done vi) Nature trail put on hold until relevant permits are granted by KFS. vii) Eco-tourism camp site and Nature trail establishment delayed due to permits from the KFS. viii) Pending Fund Accountability statement & physical report for 2nd tranche activities (47.72%)
8	Othaya CFA	Level 3	Nyeri	3,542,600.00	2,730,400.00	812,200.00	364,000.00	0.00	<p>1st Disbursements</p> <ul style="list-style-type: none"> i) 10,000No. Seedlings production including fencing and water tank ii) Capacity building training of 15No. Scouts. iii) Maintenance of previously planted areas 10Ha. iv) Report writing (Physical and financial) <p>2nd Disbursement</p> <ul style="list-style-type: none"> i) Forest road improvement 66km ii) Report writing (Physical and financial) 	<p>Completed 1st & 2nd tranche activities are ongoing.</p> <ul style="list-style-type: none"> i) Accounted for 78.26% of total funds disbursed. ii) Maintenance of previously planted areas 10ha, 10,000 seedlings. iii) Setting up of tree nursery going, 24,000 seedlings produced. iv) Forest road improvement 18 Kilometers done. v) Fund accountability statement and physical reports for tranche 2 activities pending 21.74% vi) Community contribution not yet captured

9	Kabaru CFA	Level 3	Nyeri	2,733,050.00	1,321,050.00	1,412,000.00	806,000.00	0,00	<p>1st Disbursement</p> <p>i) Tree seedlings production 100,000 seedlings and water supply. ii) Report writing Physical and Financial.</p> <p>2nd Disbursement</p> <p>i) Maintenance of previously planted sites 30 Ha ii) Report writing physical and financial</p>	<p>Completed 1st tranche activities. 2nd tranche activities ongoing</p> <p>i) Accounted for 48.34% of the total funds disbursed. ii) Modern tree nursery established with current stock of over 840,000 seedlings. The CFA transplanted 369,200 seedlings and gave out 74,000 seedlings to the community for on farm planting iii) Beating up and spot weeding 100% completed. iii) Pending accounting of 51.67% of the total funds disbursed plus physical reports. iv) Community contribution not yet captured</p>
10	Kabage CFA	Level 3	Nyeri	2,843,800.00	1,618,900.00	1,224,900.00	739,200	0,00	<p>1st Disbursement</p> <p>i) Bee keeping- 3 No. apiary (100 langstroth bee hive). ii) Forest protection and conservation in all stations (6No. scouts training for 21 days and patrol). iii) Exchange tour to Kamuguru catholic farm Embu - 35 No. members for one day. i) Report writing Physical and financial.</p> <p>2nd Disbursement</p> <p>i) Fish farming tilapia and mudfish- 2No. New fish ponds and 3No. old ponds at Kahigaini 1000 fingerlings each ii) Forest road improvement 11Km iii) Report writing physical and financial</p>	<p>Completed 1st & 2nd tranche activities are ongoing.</p> <p>i) Accounted for 70.30 % of total funds disbursed. ii) Exchange visit to Kamuguru catholic farm undertaken- 35 No. members for one day. i) Topics covered included bee keeping and apiary management. iii) Bee keeping- 3 No. apiary (100 langstroth bee hive) procured and installed. iv) Community contribution not yet recorded.</p> <p>i) Fish pond installation done with 1000 fingerlings. ii) Forest clearing for improvement 11 kilometers done. iii) Pending 29.70% Fund Accountability Statement & physical report for tranche 2 activities.</p>

11	Chogoria CFA	Level 3	Tharaka Nithi	2,627,750.00	1,552,950.00	1,074,800.00	327,500	0.00	<p>1st Disbursement</p> <ul style="list-style-type: none"> i) Fish farming - 2No. Trout fish ponds 1400 fingerlings each. ii) Maintenance of previously planted areas 10Ha. iii) Report writing (Physical and financial) <p>2nd Disbursement</p> <ul style="list-style-type: none"> i) Establishment of Chogoria tented camp, nature trails and picnic site Report writing physical and financial 	<p>Completed 1st tranche activities, 2nd tranche activities yet to start</p> <ul style="list-style-type: none"> i) Construction of the 2 fish ponds completed ii) Maintenance of the previous areas not yet started iii) Delayed implementation of some of CFA activities due to a change in CFA account details however the issue has been sorted iii) Community contribution not yet captured iv) Pending submission of tranche 1 Fund accountability statements and final physical reports <p>Tranche 2 funds</p> <ul style="list-style-type: none"> i) Pending. ii) Establishment of Chogoria tented camp, nature trails and picnic site has stalled due to delayed approvals from KFS
12	Nyambene CFA	Level 3	Meru	4,765,500.00	3,014,000.00	1,751,500.00	846,300.00	0.00	<p>1st Disbursement</p> <ul style="list-style-type: none"> i) Tree nursery establishment • Nursery establishment 50,000 seedlings • Nursery fencing ii) Bee keeping • Purchase and installation of 200 bee hives • Capacity building of 50 CFA members on bee keeping iii) Maintenance of previously planted areas 20Hectares through planting of 20,000 seedlings iv) Report writing physical and financial <p>2nd Disbursement</p> <ul style="list-style-type: none"> i) Community Forest Protection 15No. Scouts training for 21 days ii) Bee keeping 200 No hives iii) Report writing physical and financial 	<p>Completed 1st & 2nd tranche activities are ongoing.</p> <ul style="list-style-type: none"> i) Accounted for 60.77% of total funds disbursed ii) Nursery with 49,000 seedlings iii) Bee keeping 200 bee hives purchased and installed • Capacity building of 50 CFA members done on bee keeping iv) Maintenance of 20 Hectares done including planting of 20,000. iv) Report writing of physical and financial progress done. iv) Community contribution not yet recorded. ii) installation of 200 Bee keeping completed. iv) Pending 39.23% Fund Accountability statement and physical reports for 2nd tranche submission

13	Lower Imenti CFA	Level 2	Meru	2,512,850.00	1,315,850.00	1,197,000.00	1,067,250.00	0.00	<p>1st Disbursement</p> <ul style="list-style-type: none"> i) Bee keeping • Procurement of 150 No. Beehives • Training of 30 members on bee keeping ii) Maintenance of previously planted areas of 5 Hectares iii) Report writing physical and financial <p>2nd Disbursement</p> <ul style="list-style-type: none"> i) 100,000 No. seedling production ii) Agroforestry support 1040 Macadamia iii) Report writing physical and financial <p>Completed 1st tranche activities. 2nd tranche activities ongoing.</p> <ul style="list-style-type: none"> i) Accounted for 52.19% of the total funds disbursed ii) 150 bee hives purchased and installed iii) Capacity building of 35 CFA members on bee keeping done iv) Maintenance of previously planted areas 5Ha complete v) Maintenance of 5 Hectares done including planting of 5,000 indigenous seedlings. vi) To submit Progress report covering all tranche 1 activities vii) Community not yet recorded
14	Kimakia CFA	Level 3	Murang'a	3,356,750.00	2,441,100.00	915,650.00	240,000.00	0.00	<p>1st tranche activities stalled due to audit issues & the CFA is yet to receive 2nd tranche funding.</p> <ul style="list-style-type: none"> i) Training 12 No scouts for 6 days done for 21 days. ii) Training on fish farming for 14 CFA members for 5 days was done. iii) Fish farming- Establishment of 4 no. fishponds was done, each pond with 1500 no. fingerlings. ii) In establishment of 4Km nature trail and training of 6 guides Report writing physical and financial <p>1st Disbursement</p> <ul style="list-style-type: none"> i) Training 12 No scouts ii) Training on fish farming iii) Fish farming- trout 600 No iv) Trout fingerlings Establishment of 4Km nature trail and training of 6 guides v) Report writing physical and financial <p>2nd Disbursement</p> <ul style="list-style-type: none"> i) 100,000 No. seedling production ii) Agroforestry support 1040 Macadamia iii) Report writing physical and financial <p>Completed 1st tranche activities. 2nd tranche activities ongoing.</p> <ul style="list-style-type: none"> i) Tree nursery establishment ongoing tree nursery ii) Pending accounting of 47.81% of the total funds disbursed. ii) In establishment of 4Km nature trail and training of 6 guides, Bush clearing was done. iii) Branding not yet done and the eco site hand books yet to be delivered despite 50% down payment having been made. iv) WSTF still engaging

												CFA management to address the raised audit issues. v) Community contribution not yet recorded.
												2 nd tranche disbursement pending CFA management addressing the raised audit issues
												2nd Disbursement i) Bee keeping 3 hives ii) Report writing physical and financial
15	Nitimaka CFA	Level 3	Meru	3,199,850.00	1,968,850.00	1,231,000.00	688,500.00	0,00				1st Disbursement i)Nursery establishment •10,000 No seedling production •Fencing of the nursery area •Purchase and installation of a 10m3 tank •Purchase of assorted nursery equipment ii)Maintenance of previously planted areas 20Hectares iii)Forest protection through capacity building 15No. Community scouts for 21 days iv)Report writing (Physical and financial) 2nd Disbursement i)Capacity building 30 members on bee keeping and Bee keeping - 150 langstroth bee hives and harvesting equipment and installation ii)Report writing physical and financial
												Completed 1st tranche activities. 2nd tranche activities ongoing. i)Accounted for 47.35% of total disbursed funds ii)Nursery establishment •5,400 seedling potted •Fencing of the nursery area done with a gate •10m3 tank purchased and installed iii)27 Hectares of the previously planted area maintained through planting of 27,000 seedlings and related activities. iv)Capacity building of 15 Community scouts for 21 days done. v)Pending accounting of 52.62% of the total funds disbursed plus physical reports. vi)Community contribution not yet recorded. i) Bee keeping - 150 langstroth bee hives and harvesting equipment and Capacity building 30 No. Members on bee keeping done ii)Pending submission of final Fund Accountability statement and progress report.

PROJECTS IMPLEMENTATION STATUS – UTaNRMP COMMUNITY FOREST ASSOCIATIONS PROJECTS CALL 3, BATCH I

No	Project name	Category	County	WSTF commitment (Ksh)	Disbursed funds – Ksh	Balance Ksh	CFA support contract – Ksh	CFA support Actual – Ksh.	Scope of Funded Activities	Completion Status
1	Kathandini (South East) Mount Kenya Forest Ngarama Association CFA	Level 3	Kirinyaga	2,713,800.00	1,312,600.00	1,401,200	770,000.00	0,00	<p>1st Disbursement Agroforestry support- nature base livelihoods; i) Purchase and planting 3,000 Avocado seedlings ii) Purchase and planting 2,000 fodder seedlings. iii) Maintenance of previously planted areas 10 Ha. iv) Report writing- physical and financial.</p> <p>2nd Disbursement i) Community forest protection scout training of 20No. ii) Seedling production 10,000 No bamboo seedlings iii) Report writing physical and financial.</p>	<p>Completed 1st tranche activities.</p> <ul style="list-style-type: none"> • Accounted for 48,000% of total funds disbursed. • Procurement of 3,000 Avocado for agroforestry, distributed and planted by farmers. • 3,334 fodder seedlings distributed to farmers • Maintenance of previously planted area of 10 hectares done with 10,000 seedlings planted, spot weeding and creeper cutting completed. Additional 3Ha done as community contribution <p>Tranche 2-</p> <ul style="list-style-type: none"> • 10,000 No seedlings produced and planted with 85% survival rate. ii) 1 No. green house (gauge 10) and a 10m3 tank done. • Community Forest protection - scout training of 20 members partially done for 2 days (induction) due to limited budget. The rest being undertaken by the forester during forest patrols as community contribution. • Fund accountability statement and physical report for tranche 2 activities pending. • Community contribution stands at Ksh. 37,500 (25 % of the targeted contribution)
2	Kangaita CFA	Level 3	Kirinyaga	4,753,309.00	3,366,800.00	1,386,509.00	750,000.00	0,00	<p>1st Disbursement i) Seedling production and agroforestry; 2,000 grafted tree tomato seedlings, 1,000 Hass avocados and 1,000 yellow passion. ii) Bamboo seedling production 10,000 iii) Agroforestry support -nature base livelihoods 900No. Macadamia seedlings iv) Planting 20 Ha with 1,000 bamboo seedlings v) Physical and financial report writing</p> <p>2nd Disbursement i) Maintenance of previously planted areas 10 Ha , ii) Community scout training of 10 scouts for 21 days iii) Conservation of shrine iv) Report writing Physical and Financial</p>	<p>Completed 1st tranche activities.</p> <p>2nd tranche activities ongoing</p> <ul style="list-style-type: none"> • Accounted for 70.81% of total disbursed funds. • Seedling production and agroforestry; 2,000 grafted tree tomato seedlings, 1,000 Hass avocados and 1,000 yellow passion in green house done • Bamboo seedlings production (10,000 seedlings) undertaken. • Agroforestry support -nature base livelihoods, 900No. Macadamia seedlings distributed to farmers • Planting 20 Ha with 1,000 bamboo seedlings done • Contract extension request approved by WSTF <p>Tranche 2.</p> <ul style="list-style-type: none"> • Training of 10 scouts (2 women and 8 men)

										<ul style="list-style-type: none"> Rehabilitation of forest 10 hacters, planted 10,000 seedlings on 40 hacters. The community contribution achieved and recorded is Ksh. 1,336,500 derived from unskilled, skilled labour and seedlings donation. Reporting – financial and physical done.
3	Njukini West CFA	Level 3	Kirinyaga	3,508,000	2,691,000.00	817,000.00	953,200.00	0.00	<p>1st Disbursement</p> <p>i) Agroforestry support - 8000No. Avocado seedlings.</p> <p>ii) 1No. Green house and 10,000No. Bamboo seedlings production.</p> <p>iii) Capacity building - 45No. CFA members on bamboo propagation.</p> <p>iv) Report writing physical and financial</p> <p>2nd Disbursement</p> <p>i) Capacity building 20No. community scouts</p> <p>ii) Report writing physical and financial</p>	<p>Completed 1st tranche activities. 2nd tranche activities ongoing;</p> <ul style="list-style-type: none"> Accounted for 76.7% of total funds disbursed. Agroforestry support - 8000 Avocado seedlings distributed to 800 families and already transplanted. 1No. Green house construction done and 10,000No. Bamboo seedlings production done. Capacity building on bamboo propagation done – 90 CFA members in two groups with 3 days per group Report writing on physical and financial progress done The current CFA contribution stands at Ksh. 50,000 (42.01 % of the targeted contribution) 20 No. community scouts trained for 21 days CFA has submitted both financial and technical reports to Water Fund.
4	Castle CFA	Level 3	Kirinyaga	1,887,600.00	1,302,600.00	585,000.00	875,560.00	0	<p>1st Disbursement</p> <p>i) Bamboo seedlings production 10,000 No. and greenhouse construction.</p> <p>ii) Maintenance of previously planted areas 10Ha.</p> <p>iii) Report writing physical and financial</p> <p>2nd Disbursement</p> <p>i) Livelihood activity; planting of 8000 tree tomato fruits.</p> <p>ii) Report writing physical and financial</p>	<p>Completed 1st tranche activities & 2nd tranche activities</p> <ul style="list-style-type: none"> Accounted for 100 % of total funds disbursed. Bamboo seedlings production 10,000 No. and greenhouse construction done. Maintenance of previously planted areas 20Ha done. 10 Ha 10,000 seedlings by WSTF Funds and 10 Ha by community contribution (spot seedlings, creeper cutting, pitting, planting) Purchased and planted 8,000 tree tomato trees as per target Final Fund Accountability statement and report for tranche 2 activities submitted. Community contribution not yet captured.
5	Wanjere CFA	Level 2	Murang'a	1,190,000.00	1,170,000	20,000.00	0.00		<p>1st Disbursement</p> <p>i) Seedling production- 100,000 seedlings, planning meeting/ sensitization and</p>	<p>Completed 1st & 2nd tranche activities.</p> <ul style="list-style-type: none"> Training on tree nursery establishment done for 15 members for 2 days.

6	New Njukiri Muungano CFA	Level 3	Embu	3,197,015.00	2,323,315.00	873,700.00	692,740.00	0.00	<p>ii) Training on production establishment 15 No. members for 2 No. days.</p> <p>iii) Report writing (physical and financial)</p> <p>2nd Disbursement Report writing (Physical and financial)</p> <p>1st Disbursement i) Seedling production with 150,000 No. indigenous Seedlings. ii) Maintenance of previously planted areas 20Ha. iii) Report writing (Physical and financial)</p> <p>2nd Disbursement i) Bee keeping 50 No hives ii) Community forest protection scout training of 6 members for 21 days iii) Report writing physical and financial</p>	<p>ii) Training on production establishment 15 No. members for 2 No. days.</p> <p>iii) Report writing (physical and financial)</p>	<ul style="list-style-type: none"> The establishment of a tree nursery to hold 103,400 seedlings is ongoing with filling tubes with soil ongoing. 23,000 seedlings produced Community contribution of Ksh. 490,000.00(96.08%) derived from weeding, site clearing, fertilizer application and watering. Fund /Accountability statement and physical reports for tranche 2 activities submitted to WSTF. 	<p>Completed 1st & 2nd tranche activities- accounted for 100% of the funds disbursed.</p> <ul style="list-style-type: none"> The nursery establishment has been completed with 150,000 seedlings. Spring protection is completed. Potting shed construction completed with Ino. tank 10 m3 in place Maintenance of previously planted areas 20Ha done with 20,000 seedlings Report writing of physical and financial progress done. Tranche 2- 50 No. bee hives purchased and installed. 10 already been colonized. Honey Value addition equipment - extractor, full honey harvesting suit/gear and smokers purchased for 21 days. The 2 additional scouts were trained through community contribution. The scouts supporting the CFAs eco-tourism activities Full scouts' uniforms purchased and distributed to the 8No. scouts The current CFA contribution stands at Ksh. 115,200 (76.29 % of the targeted contribution). Derived from purchase of scouts boots and uniform for the 2 additional scouts, catcher box, fencing posts and metal racks. Fund /Accountability statement and physical reports for tranche 2 activities submitted to WSTF.
---	--------------------------	---------	------	--------------	--------------	------------	------------	------	-------------------------------------------------------------------------------------------------------------------------------------------------------------------------------------------------------------------------------------------------------------------------------------------------------------------------------------------------------------------------------------------------------------------------------------------------------------------------------------------------------------------------------------------------------------------------------------------------------------------------------------------------	------------------------------------------------------------------------------------------------------------------------------------	-------------------------------------------------------------------------------------------------------------------------------------------------------------------------------------------------------------------------------------------------------------------------------------------------------------------------------------------------------------------------------------------------------------------------------------------	------------------------------------------------------------------------------------------------------------------------------------------------------------------------------------------------------------------------------------------------------------------------------------------------------------------------------------------------------------------------------------------------------------------------------------------------------------------------------------------------------------------------------------------------------------------------------------------------------------------------------------------------------------------------------------------------------------------------------------------------------------------------------------------------------------------------------------------------------------------------------------------------------------------------------------------------------------------------------------------------------------------------------------------------------------------------------------------------------------------------------------------------------------------------------------------------------------------------------------------------------------------------------------

7	MEFECAP CEA	Level 3	Meru	3,267,700.00	2,544,000	723,700.00	1,216,000.00	0.00	<p>1st Disbursement</p> <ul style="list-style-type: none"> i) Maintenance of previously planted areas of 20 Ha. ii) Capacity building of 15No. scouts, iii) Training on tree nursery establishment for 45 CFA members for 4 days iv) Nursery establishment for 100,000No seedlings v) Nature trail, 2Km. vi) Report writing (Physical and financial) <p>2nd Disbursement (not disbursed)</p> <ul style="list-style-type: none"> i) Ecotourism - Camp site development. ii) Report writing physical and financial 	<p>Completed 1st tranche activities, 2nd tranche activities on going.</p> <ul style="list-style-type: none"> • Accounted for 52.29% of total funds disbursed. • Maintenance of previously planted areas 20 Ha, 20,000 seedlings. • Capacity building - 30No. scouts training for 21 days, iv) Training on tree nursery establishment for 45 CFA members for 4 days done • 130,000 seedlings production done • Nature trail put on hold until relevant permits are granted by KFS. <p>Tranche 2.</p> <ul style="list-style-type: none"> • Eco tourism development ongoing. All materials such as tents, solar lanterns and fencing materials purchased. Camp site - 5,003 acres to be set up and completed by end of July 2020 • Nature trail development ongoing. Activity had been earmarked for 1st tranche but required KFS approval which was issued on 25th May 2020. Only GPS mapping has been done. • Community contribution well captured. The current CFA contribution stands at Ksh. 41,050 (27.37%) • Pending Fund Accountability statement & physical report for 2nd tranche activities (47.72%)
8	Othaya CEA	Level 3	Nyeri	3,542,600.00	2,730,400.00	812,200.00	0.00	<p>1st Disbursements</p> <ul style="list-style-type: none"> i) 10,000No. Seedlings production including fencing and water tank ii) Capacity building training of 15No. Scouts. iii) Maintenance of previously planted areas 10Ha. iv) Report writing (Physical and financial) <p>2nd Disbursement</p> <p>Forest road improvement 66km Report writing (Physical and financial)</p>	<p>Completed 1st & 2nd tranche activities are ongoing.</p> <ul style="list-style-type: none"> • Accounted for 78.26% of total funds disbursed. • Maintenance of previously planted areas 10ha, 10,000 seedlings. • Setting up of tree nursery going, 24,000 seedlings produced. • Forest road improvement of 33 Kilometers done. • Fund accountability statement and physical reports for tranche 2 activities pending 21.74% • Community contribution not yet captured 	
9	Kabaru CFA	Level 3	Nyeri	2,733,050.00	1,321,050.00	1,412,000.00	806,000.00	0.00	<p>1st Disbursement</p> <ul style="list-style-type: none"> iii) Tree seedlings production 100,000 seedlings and water supply. iv) Report writing Physical and Financial. 	<p>Completed 1st tranche activities, 2nd tranche activities complete except final reports.</p> <ul style="list-style-type: none"> • Accounted for 48.34% of the total funds disbursed. • Modern tree nursery established with 100,000 seedlings and an

												<p>additional 700,000 as community contribution</p> <ul style="list-style-type: none"> Fencing of 1 Hectare complete with 2 metallic gates (1 being community contribution) Forest rehabilitation- The CFA rehabilitated 10 haeters by planting 35,000 seedlings (survival rate 95%) Branding done as part of community contribution and report written and shared. Community contribution of Ksh 907,351 (117.5%) well captured. Pending accounting of 51.67% of the total funds disbursed plus physical reports. Community contribution not yet captured
10	Kabage CFA	Level 3	Nyeri	2,843,800.00	1,618,900.00	1,224,900.00	739,200	0.00				<p>2nd Disbursement</p> <ul style="list-style-type: none"> Maintenance of previously planted sites 30 Ha Report writing physical and financial <p>1st Disbursement</p> <ul style="list-style-type: none"> Bee keeping- 3 No. apiary (100 Langstroth bee hive). Forest protection and conservation in all stations (6No.scouts training for 21 days and patrol). Exchange tour to Kamuguru catholic farm Embu - 35 No. members for one day. Report writing Physical and financial. <p>Completed 1st & 2nd tranche activities are ongoing.</p> <ul style="list-style-type: none"> Accounted for 70.30 % of total funds disbursed. Exchange visit to Kamuguru catholic farm undertaken- 35 No. members for one day. Topics covered included bee keeping and apiary management. Bee keeping- 3 No. apiary (100 Langstroth bee hive) procured and installed.
11	Chogoria CFA	Level 3	Tharaka Nithi	2,627,750.00	1,552,950.00	1,074,800.00	327,500	0.00				<p>1st Disbursement</p> <ul style="list-style-type: none"> Fish farming - 2No. Trout fish ponds 1400 fingerlings each. Maintenance of previously planted areas 10Ha. Report writing (Physical and financial) <p>Completed 1st tranche activities, 2nd tranche activities yet to start.</p> <ul style="list-style-type: none"> 2No. fish ponds of 6.5m diameter installed with 1,500 trout fish fingerlings in each pond. The activity is complete however the pond intake is under rehabilitation. Procurement flaws noted in acquiring workmanship for the fish pond construction. Beating up done over an area of 20Ha and 10,000 seedlings planted 80% survival rate. Community contribution not well captured. Pending submission of tranche 1 Fund accountability statements and final physical reports <p>2nd Disbursement</p> <ul style="list-style-type: none"> Establishment of Chogoria tented camp, nature trails and picnic site Report writing physical and financial <p>Tranche 2 funds pending.</p> <p>Establishment of Chogoria tented camp, nature trails and picnic site has stalled due to delayed approvals from KFS</p>
12	Nyambene CFA	Level 3	Meru	4,765,500.00	3,014,000.00	1,751,500.00	846,300.00	0.00				<p>1st Disbursement</p> <ul style="list-style-type: none"> Tree nursery establishment 50,000 seedlings Nursery fencing Bee keeping including; Purchase and installation of 200 purchased and installed <p>Completed 1st & 2nd tranche activities are ongoing.</p> <ul style="list-style-type: none"> Accounted for 60.77% of total funds disbursed Nursery with 49,000 seedlings Bee keeping, 200 bee hives purchased and installed

13	Lower CFA	Imenti	Level 2	Meru	2,512,850.00	1,315,850.00	1,197,000.00	1,067,250.00	0.00	<p>bee hives, capacity building of 50 CFA members on bee keeping</p> <ul style="list-style-type: none"> v) Maintenance of previously planted areas 20Hectares through planting of 20,000 seedlings vi) Report writing physical and financial <p>2nd Disbursement</p> <ul style="list-style-type: none"> i) Community Forest Protection 15No. Scouts training for 21 days ii) Bee keeping 200 No hives iii) Report writing physical and financial 	<ul style="list-style-type: none"> • Capacity building of 50 CFA members done on bee keeping • Maintenance of 20 Hectares done including planting of 20,000. <ul style="list-style-type: none"> • 100 No hives were procured including harvesting and processing equipment. However only 80 bee hives have been installed the extra 20 will be installed after construction of the shade within the forest station. • 15No. Scouts trained for 21 days. The CFA was unable to buy the complete set of scouts' uniform due to a limited budget and intend to do so upon request and approval of utilization of savings. • The current CFA contribution stands at Ksh. 138,420 (247.18 % of the targeted contribution) from forest rehabilitation in terms of labour • Pending 39 23% Fund • Accountability statement and physical reports for 2nd tranche submission.
										<p>Completed 1st tranche activities, 2nd tranche activities ongoing.</p> <ul style="list-style-type: none"> • Accounted for 52.19% of the total funds disbursed • 150 bee hives purchased and installed • Capacity building of 35 CFA members on bee keeping done • Maintenance of previously planted areas 5Ha complete • Maintenance of 5 Hectares done including planting of 5,000 indigenous seedlings. • To submit Progress report covering all tranche 1 activities • Community not yet recorded • Seedling production achieved 65,000 seedlings. 35,000 seedlings to be potted by mid-July, 2020 • CFA procured 2080 Hass avocados for 4 beats. No approval sought for change from macadamia to avocado • Community contribution not comprehensively captured. • Pending accounting of 47.81% of the total funds disbursed. 	
										<p>1st Disbursement</p> <ul style="list-style-type: none"> i) Bee keeping • Procurement of 150No. Beehives • Training of 30 members on bee keeping ii) Maintenance of previously planted areas of 5 Hectares iii) Report writing physical and financial <p>2nd Disbursement</p> <ul style="list-style-type: none"> i) 100,000 No. seedling production ii) Agroforestry support 1040 Macadamia iii) Report writing physical and financial 	

14	Kimakia CFA	Level 3	Murang'a	3,356,750.00	2,441,100.00	915,650.00	0.00	<p>1st Disbursement</p> <ul style="list-style-type: none"> i) Training 12 No scouts ii) Training on fish farming iii) Fish farming- trout 600 No Trout fingerlings iv) Establishment of 4Km nature trail and training of 6 guides v) Report writing physical and financial <p>0.00</p> <p>2nd Disbursement</p> <p>Bee keeping 3 apiaries 150 hives Report writing physical and financial</p> <p>240,000.00</p>	<ul style="list-style-type: none"> • Training of scouts 13 for 13 days. • Training of 6 No. four guides. • Nature trail clearing 7 Kilometers • Training of farmers on trout fish farming. • Excavation of 14 m x 14 m fish pond • Audit issue addressed and CFA cleared to proceed. Contract extension issued. • Excavation of 14 m x 14 m fish pond • Clearing of vegetation has • Community contribution not yet recorded. <p>2nd tranche disbursement pending CFA management addressing the raised audit issues</p>
15	Nitimaka CFA	Level 3	Meru	3,199,850.00	1,968,850.00	1,231,000.00	0.00	<p>1st Disbursement</p> <ul style="list-style-type: none"> i) Nursery establishment with 10,000 No seedlings. ii) Fencing of the nursery area iii) Purchase and installation of a 10m3 tank iv) Purchase of assorted nursery equipment v) Maintenance of previously planted areas 20 Hectares vi) Forest protection through capacity building 15No. Community scouts for 21 days vii) Report writing (Physical and financial) <p>688,500.00</p>	<p>Completed 1st tranche activities.</p> <p>2nd tranche activities ongoing.</p> <ul style="list-style-type: none"> • Accounted for 47.35% of total disbursed funds • Capacity building done for 15. Scouts for 21 days. • Forest roads improvement done for 8km, included bush clearings, levelling and excavation • Nursery establishment with 5,400 seedling potted, fencing of the nursery area done with a gate • 10m3 tank purchased and installed • 32 Hectares of the previously planted area maintained through planting of 30,000 seedlings and related activities. Survival rate estimate 75%. • Capacity building of 15 Community scouts for 21 days done. • Pending accounting of 52.62% of the total funds disbursed plus physical reports. • The CFA Community contribution stands at Ksh. 6,000 (100 % of the targeted contribution derived from hall hire to train participants on bee keeping.
								<p>2nd Disbursement</p> <p>Capacity building 30 members on bee keeping and Bee keeping - 150 langstroth bee hives and harvesting equipment and installation</p> <p>Report writing physical and financial</p>	<ul style="list-style-type: none"> • 125 No hives procured and installed instead of 150. Due to high timber prices. 31No. bee hives have been colonized • 3 honey harvesting equipment procured. 2 Manual and 1 electric • Capacity building of 30 members on bee keeping was done. Report available • Pending submission of final Fund Accountability statement and progress report.

PROJECTS IMPLEMENTATION STATUS – IFAD COMMUNITY FOREST ASSOCIATIONS PROJECTS CALL 3 BATCH II

No	Project name	Category	County	WSTF commitment (Ksh)	Disbursed funds – Ksh	Balance Ksh	CFA support contract – Ksh	CFA support Actual – Ksh.	Scope of Funded Activities	Completion Status
1	Naromoru (Mount Kenya West)	Level 3	Nyeri	1,204,000.00	1,184,000.00	20,000.00	772,500.00	0.00	<p>1st Disbursement On farm tree planting 90,000No fruit and indigenous seedlings</p> <p>2nd Disbursement Report writing (physical and financial)</p>	<p>Tranche 1 activities ongoing;</p> <ul style="list-style-type: none"> A total of 90,000 fruit and indigenous trees planted through 184 (130 male & 45 Female) beneficiaries Community contribution of Ksh 757,700 (98.08%) on labour and tree planting well captured. Reporting done <p>Tranche 1 activities completed.</p> <ul style="list-style-type: none"> Improvement of 3 Km of forest road from block 3 to block 2 through Road clearing for 2 days, Construction of 2 road culverts drain of surface runoff Community contribution was not captured Tranche 2. Tranche 2 funds disbursed- Ksh. 978,000.00, activities ongoing.
2	Ragati	Level 3	Nyeri	1,749,550	771,550.00	978,000.00	300,000.00	0.00	<p>1st Disbursement i) Forest roads improvement - (Block3 to Block 2) 3km; ii) Report writing Physical and financial.</p> <p>2nd Disbursement i) Capacity building - Community scouts (20No.) ii) Report writing Physical and financial.</p>	<p>Tranche 1 activities Completed.</p> <ul style="list-style-type: none"> Purchased and planted 5,500 seedlings Hombe compartment 4 covering 28 Hectares Branding of 2 sites; pruning and rehabilitation done as planned. iii)Community contribution of Ksh 53,500 (100%) well captured Reporting done and submitted to Water Fund. <p>Tranche 2. Tranche 2 Funds disbursed Ksh. 635,000.00 and activities ongoing.</p>
3	Hombe	Level 3	Nyeri	1,176,250.00	541,250.00	635,000	153,500.00	0.00	<p>1st Disbursement Maintenance of planted areas - 28Ha</p> <p>2nd Disbursement i) Forest Protection - training of 10No. Scouts. ii) Branding & Report Writing (Physical & Financial).</p>	<p>Tranche 1 activities Completed.</p> <ul style="list-style-type: none"> Purchased and planted 5,500 seedlings Hombe compartment 4 covering 28 Hectares Branding of 2 sites; pruning and rehabilitation done as planned. iii)Community contribution of Ksh 53,500 (100%) well captured Reporting done and submitted to Water Fund. <p>Tranche 2. Tranche 2 Funds disbursed Ksh. 635,000.00 and activities ongoing.</p>
4	Cheche	Level 3	Nyeri	3,114,800.00	1,958,300.00	1,156,500.00	1,030,500	0.00	<p>1st Disbursement i) Indigenous seedling production 100,000 seedlings. ii) Construction of green house and propagation of 2000No. Bamboo iii) Report writing (physical and financial).</p> <p>2nd Disbursement i) Training and equipping of community forest scouts (20 scouts for 21 days) ii) Report writing (physical and financial).</p>	<p>Tranche 1 activities ongoing;</p> <ul style="list-style-type: none"> Nursery establishment ongoing with 100,000 polytubes potted with forest soil and 30,000 seedlings pricked out. Branding for nursery and Green house done at 2 sites (Main road and on situ)- Branding to be redone with encryption expected to be permanent 3.Green house materials procurement ongoing 5. Community contribution of Ksh 121,850.00 (56.02 %) achieved.
5	Zaina	Level 3	Nyeri	1,677,000	1,657,000.00	20,000.00	112,500.00	0.00	<p>1st Disbursement i) Capacity building 15No. Scouts for 21 days. ii) 1No. Greenhouse with 10,000 bamboo seedlings. iii) Report writing (physical and financial)</p>	<p>Tranche 1 activities ongoing.</p> <ul style="list-style-type: none"> Training of 15 forest scouts for a period of 15 days in May, 2020 and issued with full scout uniform. Procurement and installation of 2 greenhouses done. Planting of Bamboo seedlings in on-going.

6	Mt Kenya East Chuka	Level 3	Tharaka Nithi	754,000.00	734,000.00	20,000.00	325,500.00	0.00	<ul style="list-style-type: none"> CFA has not achieved expected community contribution. iv) Reporting for April and May done and shared with Water Fund <p>Tranche 1 activities ongoing.</p> <ul style="list-style-type: none"> Seedling production is ongoing. Maintenance of previously planted areas done for 8.5 Ha. 2,000 seedlings planted on the previously rehabilitated site and 1,000 seedlings on a new site with approximately 95% survival rate
7	Kiera Hills	Level 3	Tharaka Nithi	1,319,923.00	1,210,538.00	109,385.00	305,000.00	0.00	<p>2nd Disbursement Report Writing Physical and financial</p> <p>1st Disbursement</p> <ol style="list-style-type: none"> Forest protection - training of 30 No. Scouts. Maintenance of planted areas (10 Ha) Branding & Report Writing (Physical & Financial) <p>2nd Disbursement -NIL</p> <p>1st Disbursement</p> <ol style="list-style-type: none"> Training of 15 scouts has not been done. Procurement process of the facilitators ongoing. Beating up done -5,000 seedlings planted on over a 10Ha area with a 90% survival rate.
8	Gatare	Level 3	Murangá	4,042,600.00	3,629,200.00	413,400.00	192,200.00	0.00	<p>1st Disbursement</p> <ol style="list-style-type: none"> Maintenance of previously planted areas 10Ha) and Githika Riverine Conservation. Trout fish farming 2 fish ponds 1400 fingerlings each Report writing (Physical and financial) <p>2nd Disbursement</p> <ol style="list-style-type: none"> Continuation of tranche 1..Trout fish farming 2 fish ponds 1400 fingerlings each Report writing (Physical and financial) <p>Tranche 1 activities ongoing.</p> <ul style="list-style-type: none"> Maintenance of previous planted areas 10 haeters- procured and planted 12,200 of indigenous seedlings Riverine conservation – procured and planted 6,250 Bamboo seedlings. Fish farming (trout) procured contractor, excavation and construction of the 2 fish ponds is ongoing. Community contribution not well captured. Report writing - physical and financial preparation on going.
9	Kiambicho	Level 3	Murangá	1,776,800.00	1,071,650.00	705,150.00	149,000.00	0.00	<p>1st Disbursement</p> <ol style="list-style-type: none"> Seedling production - 100,000 seedlings. Community mobilization and Capacity Building 50 CFA members for 2 days on seedling production. Report writing (physical and financial) Branding <p>2nd Disbursement</p> <ol style="list-style-type: none"> Continuation of tranche 1..Seedling production - 100,000 seedlings Maintenance of previously rehabilitated areas (10 ha) Report writing (physical and financial) <p>1st Disbursement</p> <ul style="list-style-type: none"> Rehabilitation of previous planted areas 10 haeters by planting 10,000 seedlings of indigenous species Branding of site pending Nursery Establishment- Fencing, bush clearing, soil scooping, construction of standard seedbed and purchase of tools done. Community contribution of Ksh. 4,000 (10.66%) derived from bush clearing during nursery preparations. Reporting – financial and physical done and submitted to Water Fund

10	Ruthumbi	Level 3	Meru	2,976,700.00	2,346,700.00	630,000.00	1,054,250.00	0.00	<p>1st Disbursement</p> <p>i) Bee keeping 160 langstroth bee hives and a value addition equipment.</p> <p>ii) Maintenance of previously planted areas 20Ha</p> <p>iii) Capacity building - tree nursery management and bee keeping 30No. Members for 5 days.</p> <p>iv) Report writing (Physical and financial)</p> <p>2nd Disbursement</p> <p>100,000 seedlings production. Report writing done</p>	<ul style="list-style-type: none"> • Tranche 1 activities ongoing. 150 beehives procured due to limited budget. The 150 beehives to be distributed 6No. Beats. The activity is ongoing 75 No bee hives have been installed for 3 beats. • 3 sets of honey harvesting equipment have been procured. This will be shared among the 3 beats. • Maintenance of previously planted areas done by planting 10,000 seedlings over 10 haeters. Spot weeding ongoing.
11	Mweru Biankure Hill Forest Association	Level 3	Meru	2,277,850.00	1,609,500.00	668,350.00	1,627,500.00	0.00	<p>1st Disbursement</p> <p>i) Capacity building 30No. Community scouts.</p> <p>ii) Bee keeping 50No. Hives</p> <p>iii) Maintenance of previously planted areas 5Ha.</p> <p>iv) Forest roads improvement</p> <p>v) Capacity building 15No. Members for 3 days on Bee keeping and seedling production.</p> <p>vi) Report writing (Physical and financial)</p> <p>2nd Disbursement</p> <p>i) Seedlings production 87,500No.</p> <p>ii) Report writing (Physical and financial)</p>	<ul style="list-style-type: none"> • Tranche 1 activities ongoing. 150 beehives procured due to limited budget. The 150 beehives to be distributed 6 No. beats. The activity is ongoing 75 No bee hives have been installed for 3 beats. • 3 sets of honey harvesting equipment have been procured. This will be shared among the 3 beats. • Capacity building on tree nursery management and bee keeping to be undertaken in mid-July, 2020 • Maintenance of previously planted areas by planting 10,000 seedlings over a 10Ha area. Spot weeding ongoing within the same area
12	Murinduko	Level 3	Kirinyaga	2,981,740.00	2,088,400.00	893,340.00	431,900.00	0.00	<p>1st Disbursement</p> <p>i) Agro forestry support- 3400 grafted apple seedlings to 400 CFA families.</p> <p>ii) Maintenance of previously funded site 5Ha. 5,000 seedlings</p> <p>2nd Disbursement</p> <p>i) 10 Cullies conservation with 2000 bamboo (5Ha).</p> <p>ii) Report writing (Physical and financial)</p>	<ul style="list-style-type: none"> • Tranche 1 activities completed. • 447 families supported with 20 Hass avocado seedlings each. • Maintenance of 5Ha of previously planted site done with 5,000 seedlings. Survival rate was approximately 70% • The current CFA contribution stands at K.sh. 81,600 (42.39% of the targeted contribution). Cash for technical supervisor during agroforestry support. <p>Tranche 2.</p> <ul style="list-style-type: none"> • Tranche 2 funds disbursed K.sh. 839,340.00, activities are ongoing
13	Irangi	Level 3	Embu	4,044,710.00	3,169,910.00	874,800.00	522,661.00	0.00	<p>1st Disbursement</p> <p>i) Road maintenance 32km.</p> <p>ii) Bee keeping 200No. Hives.</p> <p>iii) Fish farming 1No. Pond 1,400 fingerlings.</p> <p>iv) Report writing (Physical and financial) and branding.</p> <p>2nd Disbursement</p> <p>i) Framing of 20 community scouts.</p> <p>ii) Reporting</p>	<ul style="list-style-type: none"> • Tranche 1 activities ongoing. Road maintenance done for 12.8 Km due to limited budget- included bush clearing and excavation. • 200 No. bee hives procured. 120 installed and 80 ongoing. • i) Framing of 21 people on fish farming done in May, 2020 for 2 days • Fish pond has been excavated (7*40*1.5)m and lining installed

WORKPLAN IMPLEMENTATION STATUS – EU EDE PROGRAMME

Goal Area Strategy	Activity	Output Indicator	Means of Verification/ Evidence	Unit Of Measure	Annual Target	Quarterly Targets and achievement													
						Q1 Target	Q1 Achieved	Variance	Q2 Target	Q2 Achieved	Variance	Q3 Target	Q3 Achieved	Variance	Q4 Target	Q4 Achieved	Variance		
Increase WSTF and DPs visibility and publicity	Production of WSTF Publications	No. of publications developed	Publications	No.	1	0	0	0	0	0	0	0	0	0	0	0	1		
	Carry out Visibility actions- Programme Launch, Branding and Marketing	No. of events raising WSTF & EU visibility	Event reports; Branding	No.	1	0	0	0	1	1	0	0	0	0	0	0	0	0	
	Costs of workshops/conferences/seminars	No. of workshops/conferences conducted	Events reports	No.	4	1	0	1	1	2	1	1	6	6	1	0	0	1	
Finance Construction of Climate proofed water infrastructure-Support to WSPs	Finance Construction of Climate proofed water infrastructure-Support to WSPs	No. of Water Projects funded	Contracts signed, disbursement memos	No.	8	0	0	0	8	8	0	0	0	0	0	0	0	0	
		No. of people reached	Project Completion reports	No.	0	0	0	0	0	0	0	0	0	0	0	0	0	0	0
		No. of projects Branded	Project Reports; Signage	No.	8	0	0	0	8	0	8	0	0	0	0	0	0	0	0
Development and Implementation of unique standard investments projects	Finance Construction of Public Sanitation Facilities-Support to WSPs	No. of Sanitation Projects funded	Contracts signed, disbursement memos	No.	8	0	0	0	8	8	0	0	0	0	0	0	0	0	
		No. of people reached	Project Completion reports	No.	0	0	0	0	0	0	0	0	0	0	0	0	0	0	0
		No. of projects Branded	Project Reports; Signage	No.	8	0	0	0	4	0	4	0	0	0	0	0	0	0	4
Financing to support Household Sanitation initiatives-CLTS and Sanitation Marketing	Financing to support Household Sanitation initiatives-CLTS and Sanitation Marketing	No. of CLTS initiatives funded	Contracts signed, disbursement memos	No.	8	0	0	0	8	32	24	0	0	0	0	0	0	0	
		No. of WRM Projects funded	Contracts signed, disbursement memos	No.	8	0	0	0	0	0	0	0	0	0	0	0	0	8	
		No. of projects Branded	Project Reports; Signage	No.	8	0	0	0	0	0	0	0	0	0	0	0	0	0	0
County Situation Assessments on pre-inception indicators (systems, operations, governance, GESI)	County Situation Assessments on pre-inception indicators (systems, operations, governance, GESI)	No. of assessments conducted	County Baseline Reports	No.	8	0	0	0	8	8	0	0	0	0	0	0	0	0	
		No. of proposals prepared	Project Proposals	No.	16	8	0	0	0	24	24	0	8	8	0	0	0	0	0
		No. of workshops conducted	Workshop reports	No.	16	0	0	0	8	8	0	0	0	8	8	0	0	0	0
Increase WSTF capacity to absorb funds	Facilitation of Programme Based Staff (gross salaries including social security charges and other related costs, local staff)	No. of Programme staff engaged	Staff appraisal forms	No.	4	4	0	4	4	0	0	4	4	0	4	5	1		
		No. of CRMs engaged per month	CRM reports	No.	8	8	0	8	8	0	0	8	8	0	8	8	0	0	
Engagement of National Service Agents/Framework Consultants to support programme activities	Engagement of National Service Agents/Framework Consultants to support programme activities	No. of REs/SAs engaged per month	RE/SA reports	No.	4	4	0	4	4	4	4	5	1	5	5	0	0		
		No. of Audit Conducted	Audit reports	per year	1	0	0	0	0	0	0	0	0	0	0	0	0	0	

Goal Area Strategy	Activity	Output Indicator	Means of Verification/Evidence	Unit Of Measure	Annual Target	Quarterly Targets and achievement											
						Q1 Target	Q1 Achieved	Variance	Q2 Target	Q2 Achieved	Variance	Q3 Target	Q3 Achieved	Variance	Q4 Target	Q4 Achieved	Variance
	Internal Audits and follow-ups	No. of follow-up visits conducted	Audit follow-ups reports	per year	1	0	1	0	0	0	0	1	0	1	0	0	0
	Office furniture - fixtures and fittings	Programme staff facilitated to implement CPIRA activities	Office Expenses report	per year	1	1	0	0	0	0	0	3	3	0	0	0	0
Enhancing the workplace environment (Space, equipment)	ICT equipment-Laptops for Programme based and CRMs staff	Programme staff facilitated to implement CPIRA activities	Office Expenses report	per year	12	12	12	12	12	12	12	12	12	0	2	1	0
	ICT accessories-printers, photocopiers and repairs	Programme staff facilitated to implement CPIRA activities	Office Expenses report	per year	1	1	0	0	0	0	0	3	3	0	0	0	0
	ICT software/intangibles-CAD software subscriptions	Programme staff facilitated to implement CPIRA activities	Office Expenses report	per year	1	1	0	0	0	0	0	3	3	0	0	0	0
	Programmes Staff Training	No. of programme staff trained	Staff training report	No.	4	0	0	0	0	0	0	2	1	1	3	0	3
Monitoring of project Implementation	Monitoring and Evaluation of projects	No. of projects monitored	Monitoring reports	No.	24	0	0	0	0	0	8	0	8	8	4	4	4
Enhance involvement in water resources and climate change mitigation	Financing of Research Initiative related to Climate Proofing	No. of research project funded	Research Study Report	No.	1	0	0	0	0	0	0	0	0	0	1	0	1
Lobbying the government for increased Funding	Lobby County Governments to remit funds to projects in a co-funding arrangement	County Contribution to projects	Funds remitted to projects	Kshs(M)	87	0	0	0	44	0	44	0	36	8	7	10	3

PROJECT IMPLEMENTATION STATUS- EU EDE PROGRAMME

No.	County	Project Name	Project Scope	Population	Project Budget (Kshs)	Project Status as at 30 th June 2020			Remarks
						Technical Progress (%)	Financial Progress Disbursed Funds (Kshs)	%	
MEDIUM SIZED CLIMATE PROOFED WATER PROJECTS									
1	Baringo	Ol Arabal Water Project	Rehabilitation and upgrading of intake, construction of a water canal, a water sump, a 8" HDPE draw pipe, rehabilitation of treatment works, rehabilitation of scheme staff houses, rehabilitation of water laboratory, purchase of a new water pump set, installation of a solar power system, rehabilitation of an elevated backwash steel tank, installation of 31km HDPE pipeline, purchase of 203 water meters, construction of 5 standard cattle troughs, construction of 5no standard water kiosks and perimeter fencing of the treatment works.	18,225	69,365,592.00	0	9,017,576	13	The County has made their contribution of 13% to the project designated account. The design review is also complete. The project is now at tendering process.
2	Kajiado	Mashuru Water Project	Mashuru - Imaroro Gravity Main Line (6.9km, 6" HDPE), Mashuru - Imaroro Force Main Line (12.1km, 6" GI), 2No. Standard Ground Level Masonry Tanks 50m ³ ; Pump Station, 3No. Standard Water Kiosks and 3No. Standard Cattle Troughs.	21,790	92,695,312.50	0	0	0	WSTF is yet to make disbursements since the County has not yet made advance 13% contribution. However, Review of Design report and preparation of tender documents are ongoing and almost complete.
3	Bamba Mragoni Mdoina Ndharako Water Project	Kilifi County	Pipeline extension of 52 km from Bamba to Kimarapera village, Mitangani, Midoina and Ndharako villages. This includes 16KM return line. Construction of a 100m ³ Sectional Galvanized Panel Water tank. Installation of solar panels and three vertical pumps of head 150m and all its accessories construction of a pump house 6m x6m and a store. Construction of 7 kiosks with an overhead tank of 5m ³ .	17,196	100,225,062.00	0	13,029,258	13	The County has released the 13% county contribution to the project designated account. Review of Design report and preparation of tender documents is complete. The project is now under procurement.
4	Nyangoro Maktau Water Project	Taita Taveta	3No. intake works, Collection chamber/s works, Transmission pipeline works. 100m ³ storage tank, 1km rising Main works. 28km main distribution pipeline from storage tank to Overseer tanks. Overseer tanks rehabilitation. Equipping of borehole, Water meter works. 7No. Water kiosk works, Scheme office block works	9,454	88,616,120.00	0	11,520,095	13	The County has deposited their 13% Contribution. The design review and development of tender documents is complete. The project is now at procurement stage
5	Endau Ilimukuyu Dan Project	Kitui	207,000m ³ earth dam –Class B, dam intake works, 2No 15-25m ³ /hr. CFU, Intake sump, Chemical dozers, solar powered pumping, 225m ³ masonry tank, 3No. Cattle troughs, fencing, 50No. Individual and 2No. Zonal metering. 4No water kiosks. Comprising of 2.3km rising main (HDPE) and 8.8KM pipeline distribution and solarizing of the system.	15,506	73,583,762.89	0	9,565,889	13	The county has released the 13% county contribution. Development of Resettlement Action Plan (RAP) is ongoing. The design Review is also ongoing and almost complete.
6	Murungu Chepareria Water Project.	West Pokot	Full Convectional treatment plant, 6.5Km pipeline, Metering (Master, bulk and consumer meters) and Rehabilitation works. The proposed treatment plant is 3,000m ³ /day and solarizing of the system.	14,000	90,899,812.50	0	10,000,000	11	The WSP has made their 13% contribution. Review of the designs and development of tender documents are complete. The project is now at procurement stage.

No.	County	Project Name	Project Scope	Population	Project Budget (Kshs)	Project Status as at 30 th June 2020			Remarks
						Technical Progress (%)	Financial Progress Disbursed Funds (Kshs)	%	
7	Gama Muggur Water Project.	Samburu	1No 100m ³ steel pressed tank, 4No 50m ³ Masonry Storage Tank, 24Km HDPE 110mm Pipeline extension, Submersible Pump, 6No water Kiosks, fencing of the pumping station and 3No Cattle troughs. Solarization of the system.	19,100	77,818,373.35	0	10,116,388	13	The County has contributed the 13% contribution. Review of the designs and development of tender documents is almost complete for the procurement to start off.
8	Koromey Bokolow Banyoley Water Project.	Mandera County	120,000m ³ Water pan, intake works, stilling basin, filtration gallery, chlorination dozers, solar powered pumping, 50m ³ steel elevated tank, 2No. Cattle troughs, fencing, 2 water troughs, metering of water kiosks, solarizing of the system.	6,037	77,606,364.68	0	10,089,416	13	The County has released the 13% county contribution. Review of design Report and development of tender documents are ongoing.
PUBLIC SANITATION FACILITIES									
1	Marigat PSF	Baringo	Regular PSF, Septic tank, solarizing and advertisement	3,000	5,717,833.00	0	743,318	13	The County has released the 13% county contribution. Preparation of final tender documents is complete. The project is now at procurement stage.
2	Mashuru PSF	Kajiado	Regular PSF, Septic tank, solarizing and advertisement	9,000	5,405,510.00	0	702,717	13	The County has released the 13% county contribution. Preparation of final tender documents is complete. The project is now at procurement stage.
3	Bamba PSF	Kilifi	Regular PSF, Septic tank, solarizing and advertisement	15,000	5,879,533.00	0	3,768,191	64%	The County has released the 13% county contribution. Preparation of final tender documents is complete. Procurement stage is now complete. The site has been handed over to the contractor.
4	Mutomo PSF	Kitui	Regular PSF, Septic tank, solarizing and advertisement	10,720	5,789,339.00	0	9,565,889	13	The County has released the 13% county contribution. Preparation of final tender documents is complete. The project is now under procurement stage.
5	Bukolo Banyoley PSF	Mandera	17 No VIPs latrine in 6 institutions	2,279	5,886,820.28	0	767,286	13	The County has released the 13% county contribution. Preparation of final tender documents is complete. Procurement stage is now complete.
6	Leekuru PSF	Samburu	Regular PSF, Septic tank, solarizing and advertisement	3,000	5,916,388.00	0	769,130	13	The County has released the 13% county contribution. Preparation of final tender documents is ongoing.
7	Maktau PSF	Taita Taveta	Regular PSF, Septic tank, solarizing and advertisement	1,672	5,717,833.00	0	0	0	The County is yet to disburse the 13%. Likewise WSTF is yet to disburse the 87%.
8	Ottum PSF	West Pokot	Regular PSF, Septic tank, solarizing and advertisement	7,000	5,252,573.00	0	0	0	The County is yet to disburse the 13%. Likewise WSTF is yet to disburse the 87%.
COMMUNITY LED TOTAL SANITATION (CLTS)									

No.	County	Project Name	Project Scope	Population	Project Budget (Kshs)	Project Status as at 30 th June 2020			Remarks
						Technical Progress (%)	Financial Progress Disbursed Funds (Kshs)	%	
1	Baringo CLTS	Baringo	CLTS in 6 Villages	1,760	671,000.00	0	87,230	13	The County has disbursed the 13% County Contribution.
2	Mashuru CLTS	Kajiado	CLTS in 6 Villages	1,210	541,000.00	0	267,090	62	The county has released the 13% county contribution, consequently WSTF has released the first disbursement. CLTS training to be held prior to implementation.
3	Bamba CLTS	Kilifi	CLTS in 6 Villages	1,735	592,800.00	0	339,282	57	The county has released the 13% county contribution, consequently WSTF has released the first disbursement. CLTS training to be held prior to implementation.
4	Endau Malalani CLTS	Kitui	Post ODF initiatives in 52 Villages	15,506	868,810.00	0	403,898	59	The county has released the 13% county contribution, consequently WSTF has released the first disbursement. CLTS training to be held prior to implementation.
5	Bokolow Banyoley CLTS	Mandera	CLTS in 6 Villages	2,820	594,600.00	40	414,248	70	The county has released the 13% county contribution, consequently WSTF has released the first disbursement. CLTS training to be held prior to implementation.
6	Kinmon CLTS	Samburu	CLTS in 6 Villages	2,330	612,200.00	0	79,586	13	The county has released the 13% county contribution.
7	Taita Taveta CLTS	Taita Taveta	CLTS in 6 Villages	1,510	798,340.00	0	0	0	The County is yet to disburse the 13%. Likewise WSTF is yet to disburse the 87%.
8	Murungu Chepareria CLTS	West Pokot	CLTS in 6 Villages	1,935	519,600.00	0	0	0	The County is yet to disburse the 13%. Likewise WSTF is yet to disburse the 87%.



WaterFund

Financing the Water Sector

WATER SECTOR TRUST FUND

Water Sector Trust Fund
P.O. Box 49699 Nairobi, Kenya
CIC Plaza, Mara Road, Upper Hill
Tel: +254-20-2720696/2729017/018,

Website: www.waterfund.go.ke
Email: info@waterfund.go.ke

WaterFund is ISO 9001:2015 Certified